

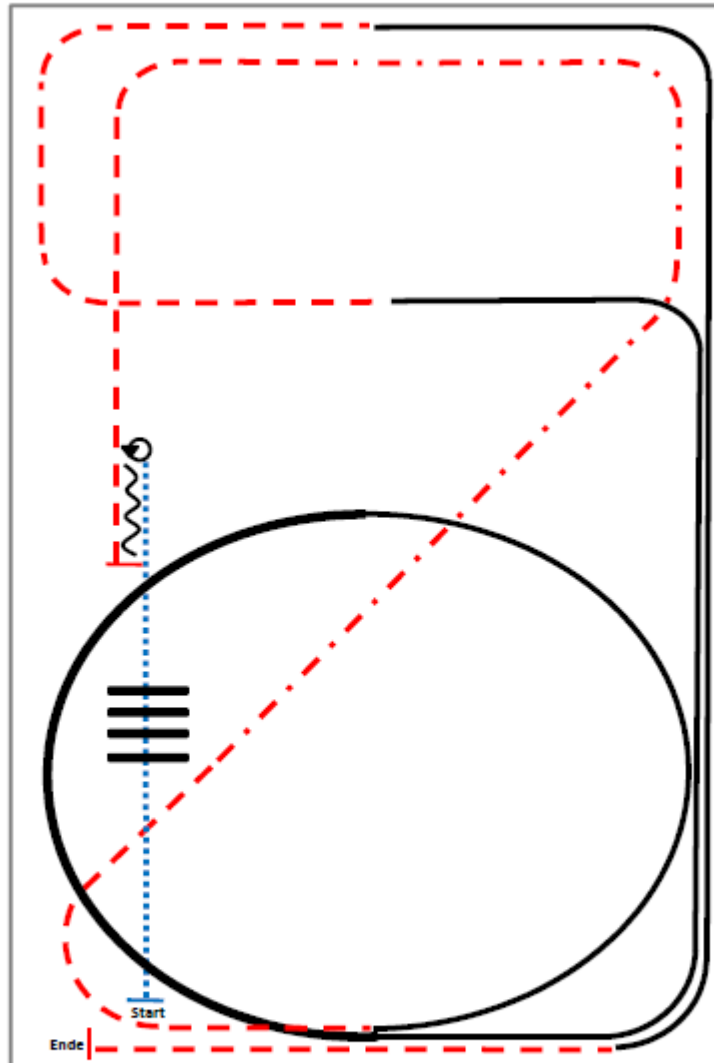
Pattern

Reining:	LK 4 A/B	Pt. 15
	LK 3 A	Pt. 11
	LK 2 A, 1 A	Pt. 12
	LK 1/2 jun.	Pt. 6
	Q-LK 2/1 jun.	Pt. 12
	Q-LK 2/1	Pt. 11
Western Riding:	LK 1/2 A sen.	Pt. 1
	LK 1/2	Pt. 6
	LK 3 A/B	Pt. 6
	Q-LK 2/1 jun.	Pt. 7
	Q-LK 2/1 sen.	Pt. 4
Superhorse:	LK 1/2 sen.	Pt. 3
	Q-LK 2/1 A/B	Pt. 2
Jungpferdeprüfungen:	Basis 4 jährig	Pt. 3
	Basis 5 jährig	Pt. 4
	Trail 4 jährig	Pt. 4
	Trail 5 jährig	Pt. 5
	Reining 4 und 5 jährig	Pt. 1

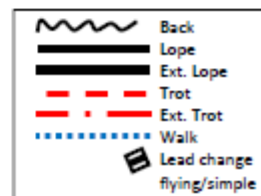
Ranch Riding LK 4/5 A, LK 4/5 B

Pattern RR 2017 #3: LK 4/5 A/B (auch für Hallen und Plätze 20x40m)


Ewe Reiterverein Union
St. Gallen
03/2017



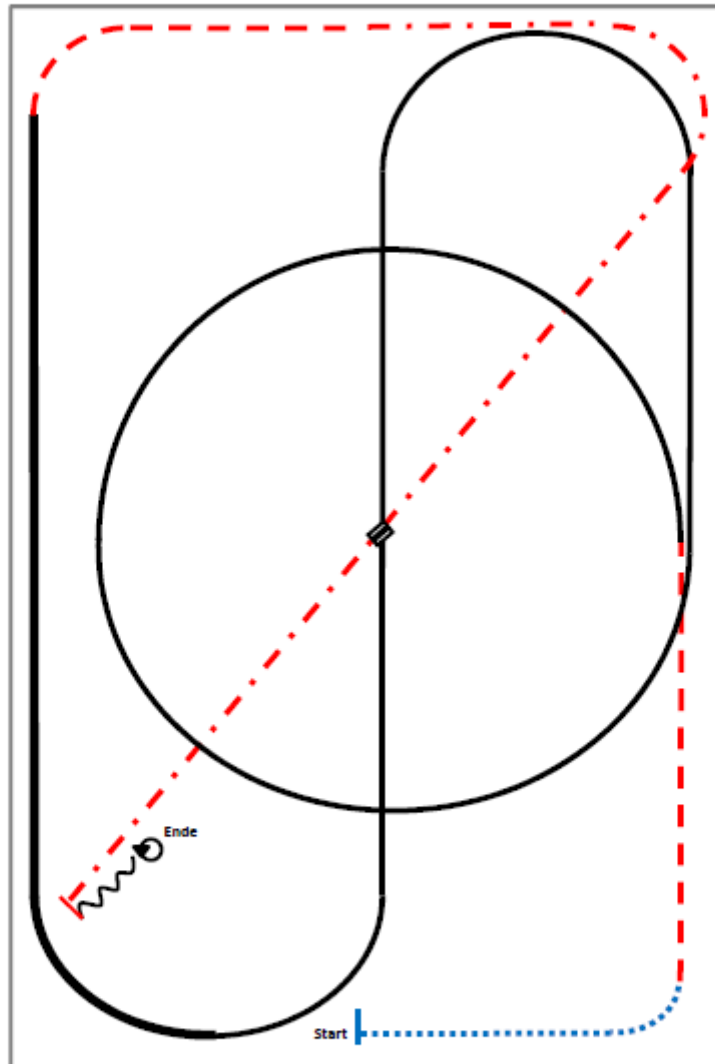
- 1) Walk.
- 2) Walk over, walk.
- 3) Stop, 360° turn left or right.
- 4) Back.
- 5) Trot.
- 6) Extended trot, trot.
- 7) Lope left lead.
- 8) Extended lope, lope.
- 9) Trot.
- 10) Lope right lead.
- 11) Trot, stop.



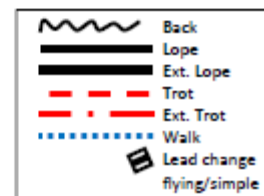
Ranch Riding LK 3 A, LK 3/4 B

Pattern RR 2017 #1: LK 3 A/B (auch für Hallen und Plätze 20x40m geeignet)

DFV
Deutscher Reitverband
03/2017



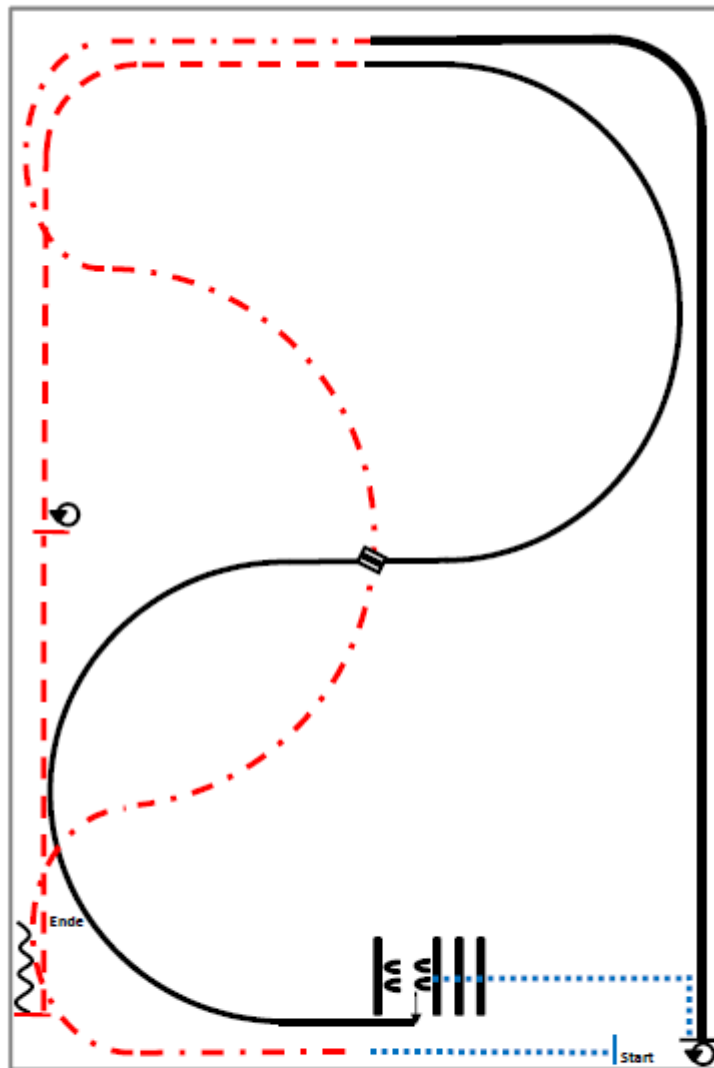
- 1) Walk.
- 2) Trot.
- 3) Lope left lead circle, lope.
- 4) Lead change in the center.
- 5) Lope right lead.
- 6) Extended lope.
- 7) Trot.
- 8) Extended trot.
- 9) Stop, back.
- 10) 360° turns each direction either way first.



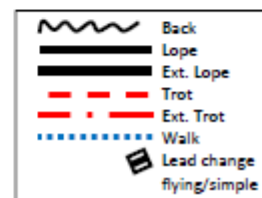
Ranch Riding LK 1 A sen., LK 2 A sen., LK 1/2 B

Qualifikationspattern RR 2017 #6: LK 1/2 A/B sen.
(auch für Hallen und Plätze 20x40m geeignet)

DFV
03/2017



- 1) Walk.
- 2) Extended trot serpentine.
- 3) Extended lope right lead.
- 4) Stop, 180° turn right.
- 5) Walk.
- 6) Walk over, sidepass left.
- 7) Lope right lead.
- 8) Lead change.
- 9) Lope left lead.
- 10) Trot.
- 11) Stop, 360° turns each direction either way first.
- 12) Trot, stop, back.

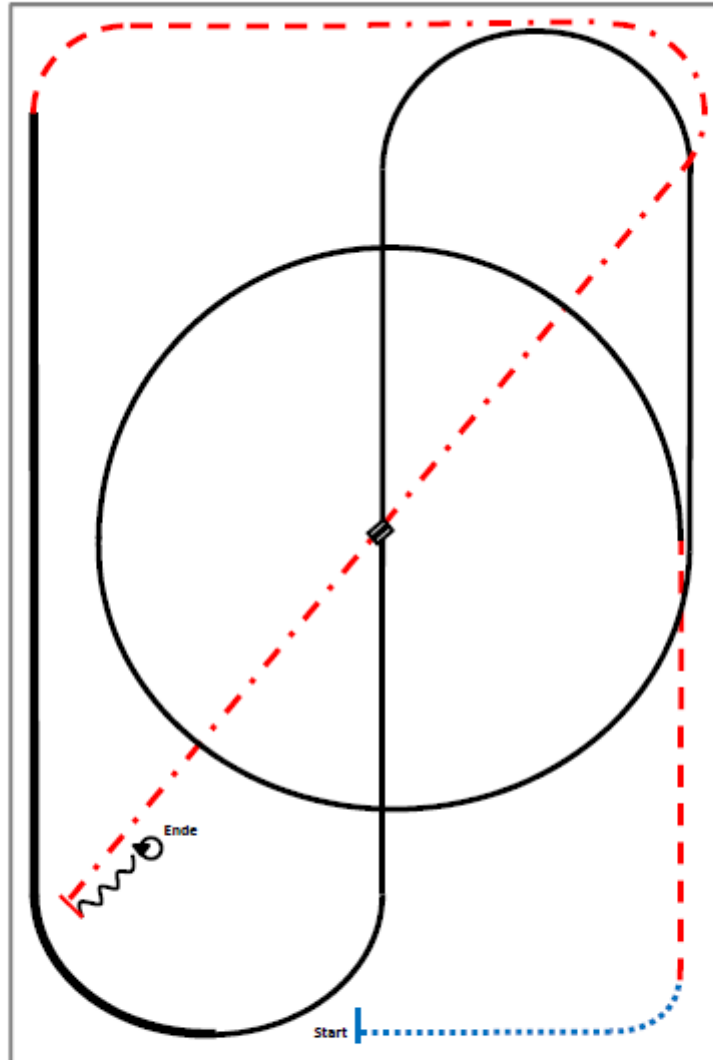


Ranch Riding LK 1/2 jun.

Qualifikationspattern RR 2017 #1: LK 1/2 jun. (auch für Hallen und Plätze 20x40m geeignet)



03/2017



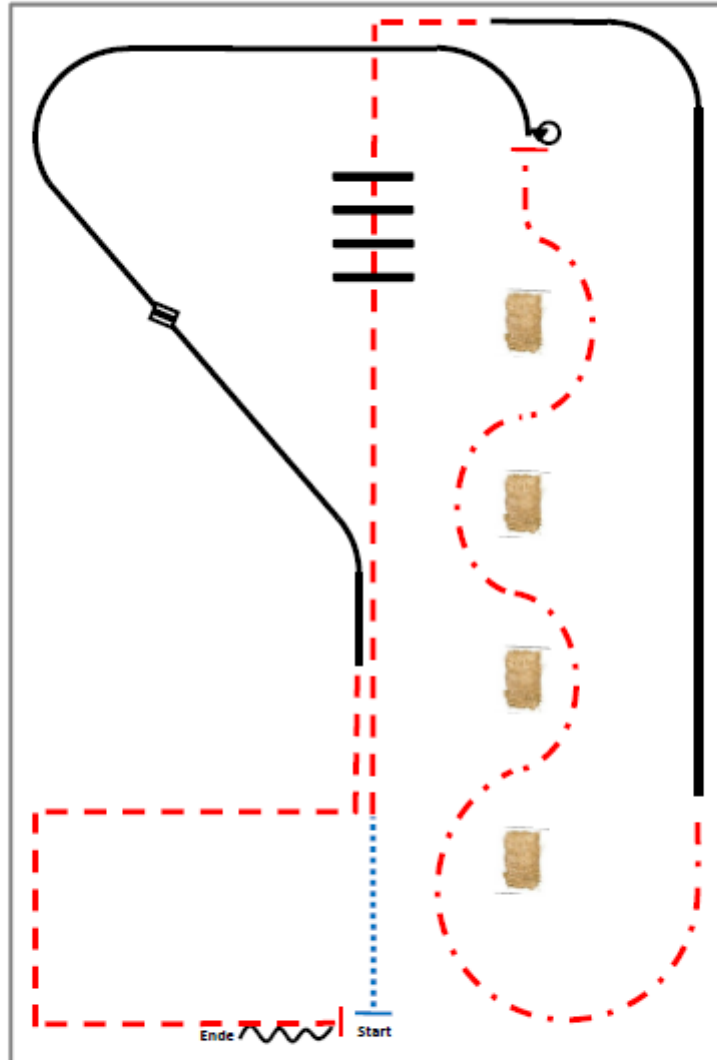
- 1) Walk.
- 2) Trot.
- 3) Lope left lead circle, lope.
- 4) Lead change in the center.
- 5) Lope right lead.
- 6) Extended lope.
- 7) Trot.
- 8) Extended trot.
- 9) Stop, back.
- 10) 360° turns each direction either way first.

	Back
	Lope
	Ext. Lope
	Trot
	Ext. Trot
	Walk
	Lead change flying/simple

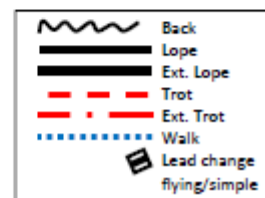
Ranch Riding Q-LK 2/1 A sen., Q-LK 2/1 B

Qualifikationspattern RR 2017 #5: LK 1/2 A/B sen. (auch für Hallen und Plätze 20x40m geeignet)

DFV
Deutscher Reitverband
03/2017



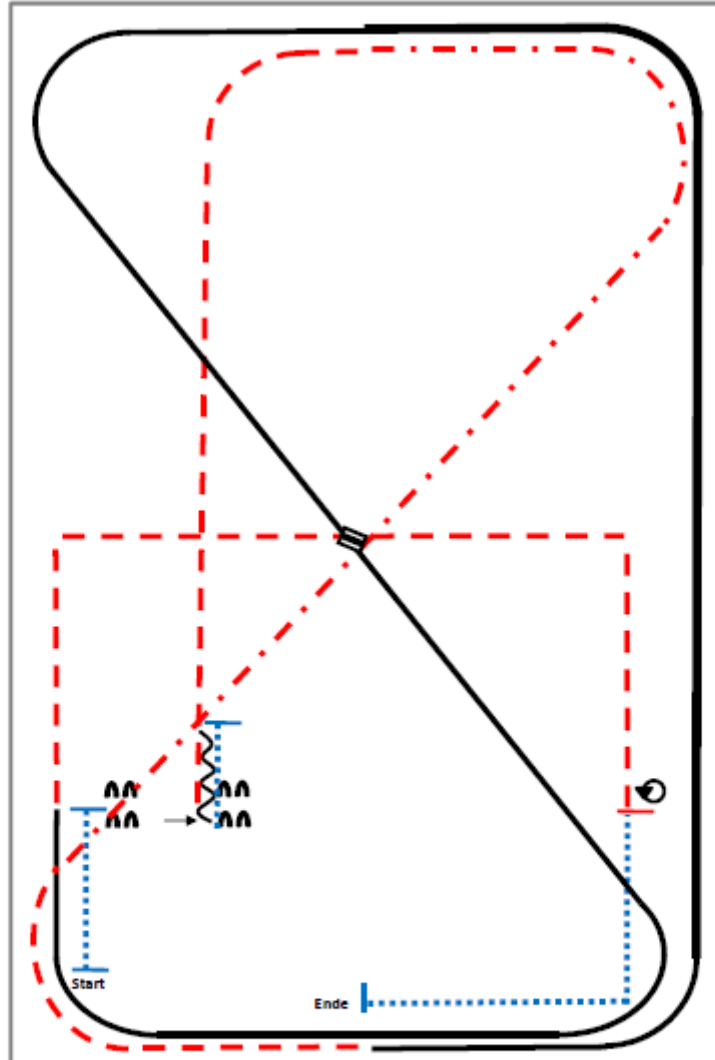
- 1) Walk.
- 2) Trot.
- 3) Trot over.
- 4) Lope right lead, extended lope.
- 5) Extended trot serpentine.
- 6) Stop, 360° turns each direction either way first.
- 7) Lope left lead.
- 8) Lead change.
- 9) Lope right lead.
- 10) Trot corners.
- 11) Stop, back.



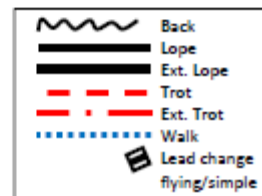
Ranch Riding Q-LK 2/1 jun.

Qualifikationspattern RR 2017 #3: LK 1/2 jun. (auch für Hallen und Plätze 20x40m geeignet)

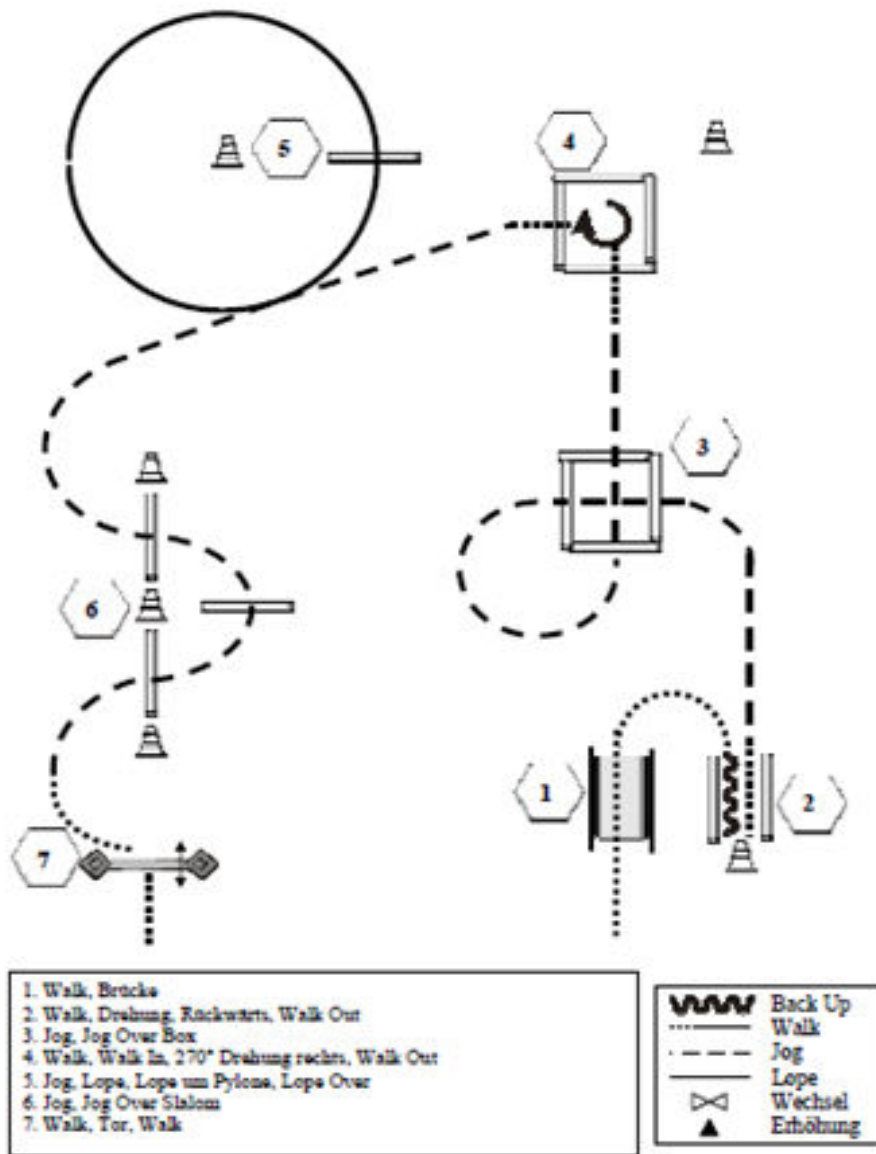
03/2017



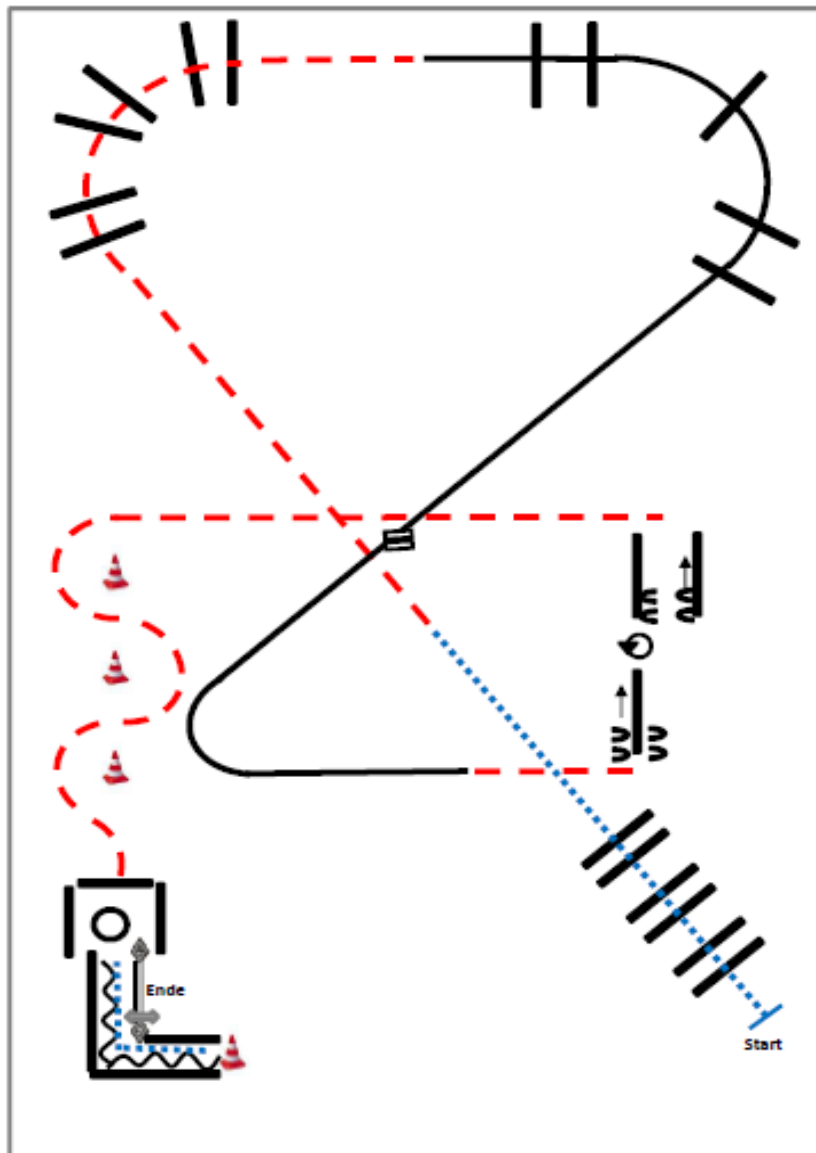
- 1) Walk, stop.
- 2) Sidepass right.
- 3) Walk, stop, back.
- 4) Trot.
- 5) Extended trot, trot.
- 6) Lope left lead.
- 7) Extended lope, lope.
- 8) Lead change.
- 9) Lope right lead.
- 10) Trot corners.
- 11) Stop, 360° turn left or right, walk, stop.



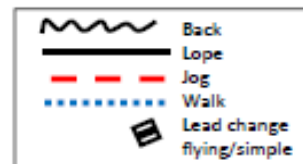
Trail LK 4/5



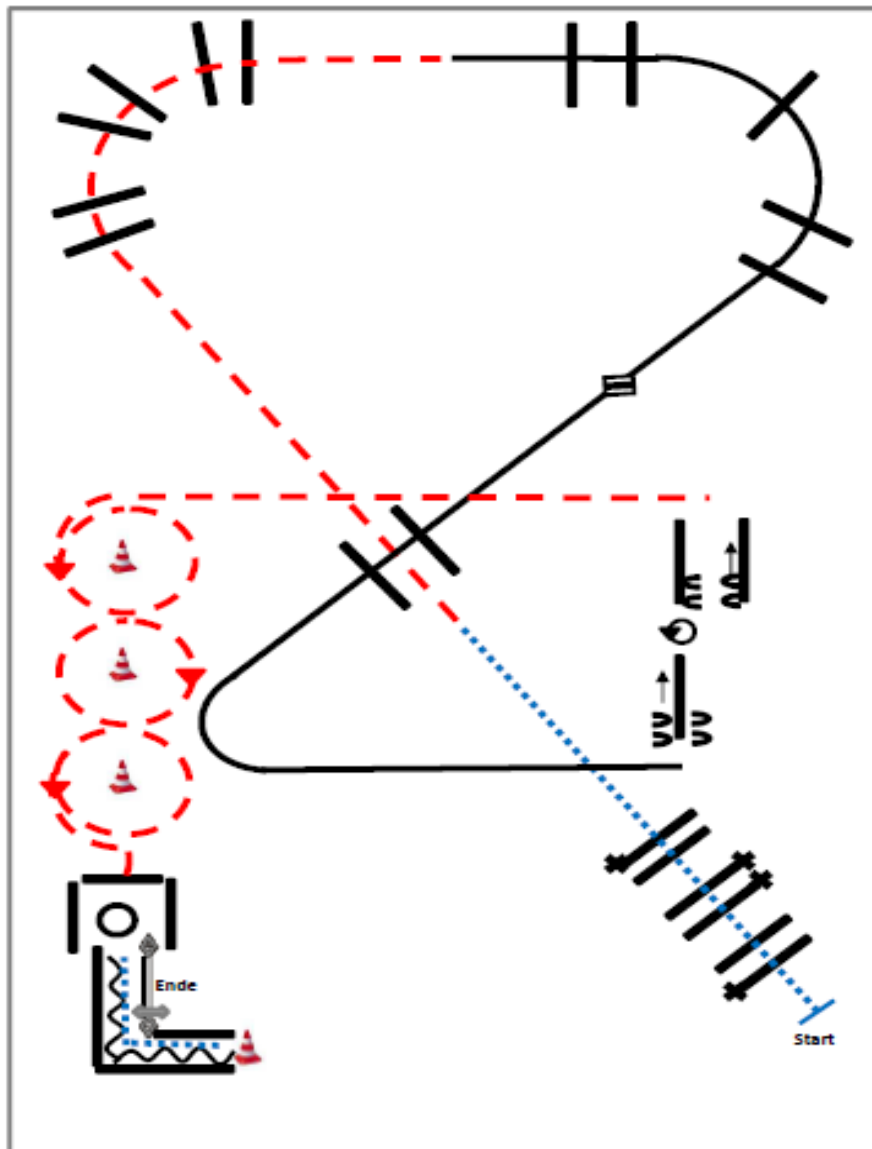
Trail LK 1/2 jun., LK 1-3 A/B



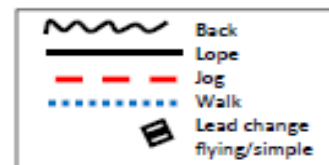
- 1) Walk over.
- 2) Jog over.
- 3) Lope over, lead change, lope, jog.
- 4) Sidepass l., 180, sidepass r.
- 5) Jog slalom.
- 6) Jog in, box 360 (r.o.l.).
- 7) Walk through, back up.
- 8) Ropegate with pole.



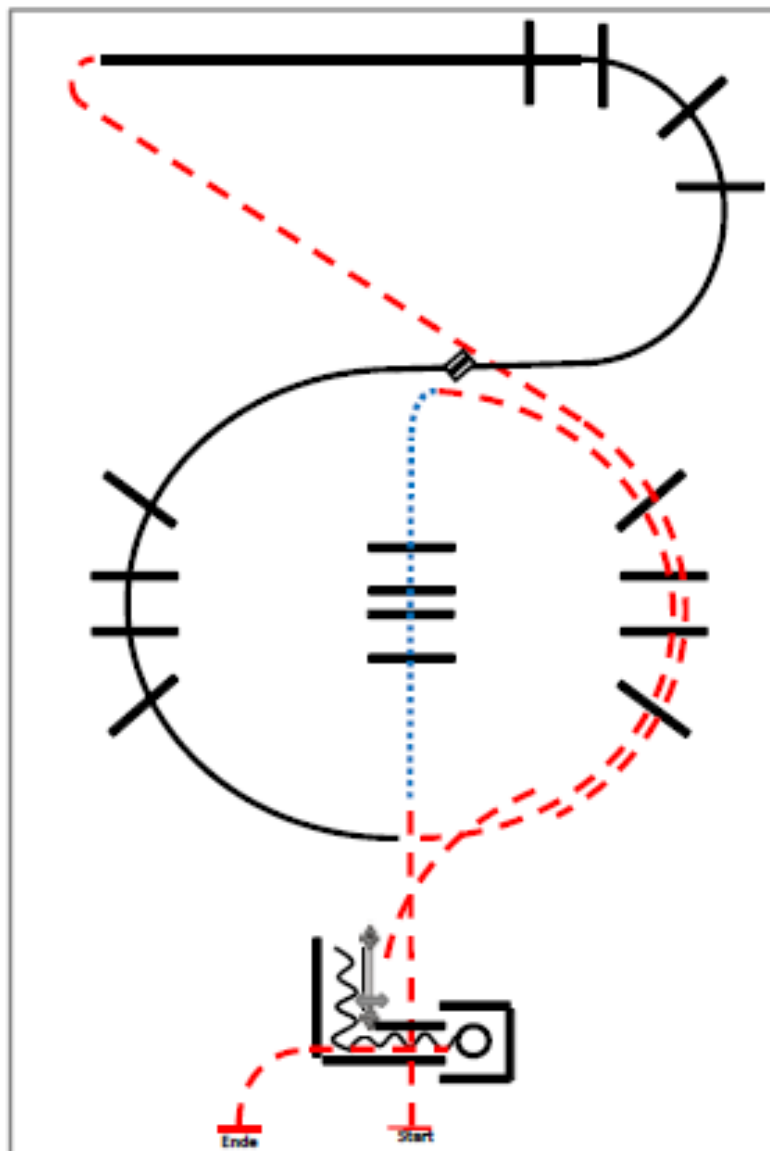
Trail LK 1 A sen., LK 2 A sen.



- 1) Walk over.
- 2) Jog over.
- 3) Lope over.
- 4) Lead change, lope over.
- 5) Sidepass l, 180, sidepass r.
- 6) Jog around.
- 7) Jog in, box 360 (each direction, either way first).
- 8) Walk through, back up.
- 9) Ropegate with pole.



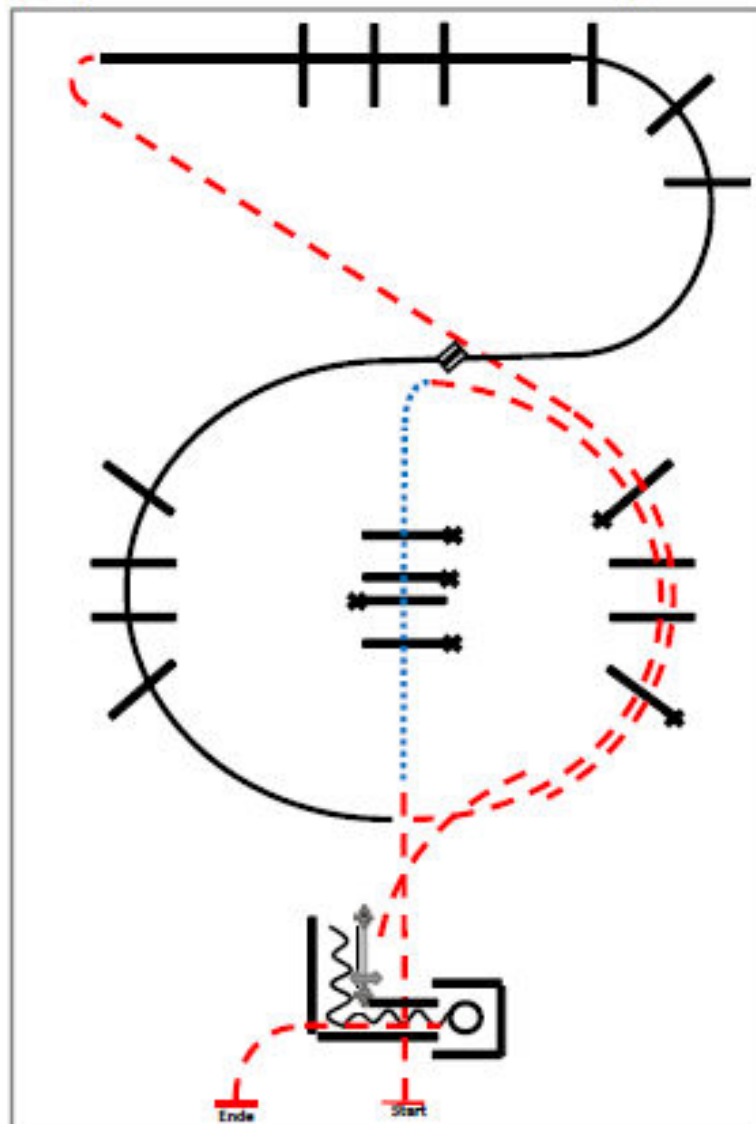
Qualifikationspattern TH 2017 #4: LK 1/2 jun.
 (Empfohlen für Hallen oder Plätze 20x40m)



- 1) Jog over.
- 2) Walk over.
- 3) Jog over.
- 4) Lope over, lead change.
- 5) Lope over.
- 6) Jog over.
- 7) Ropagate with pole.
- 8) Back up.
- 9) Box 360 (r.o.l.), jog out, stop.

	Back
	Lope
	Jog
	Walk
	Lead change
	flying/simple

Qualifikationspattern TH 2017 #3: LK 1/2 A/B sen.
 (Empfohlen für Hallen oder Plätze 20x40m)



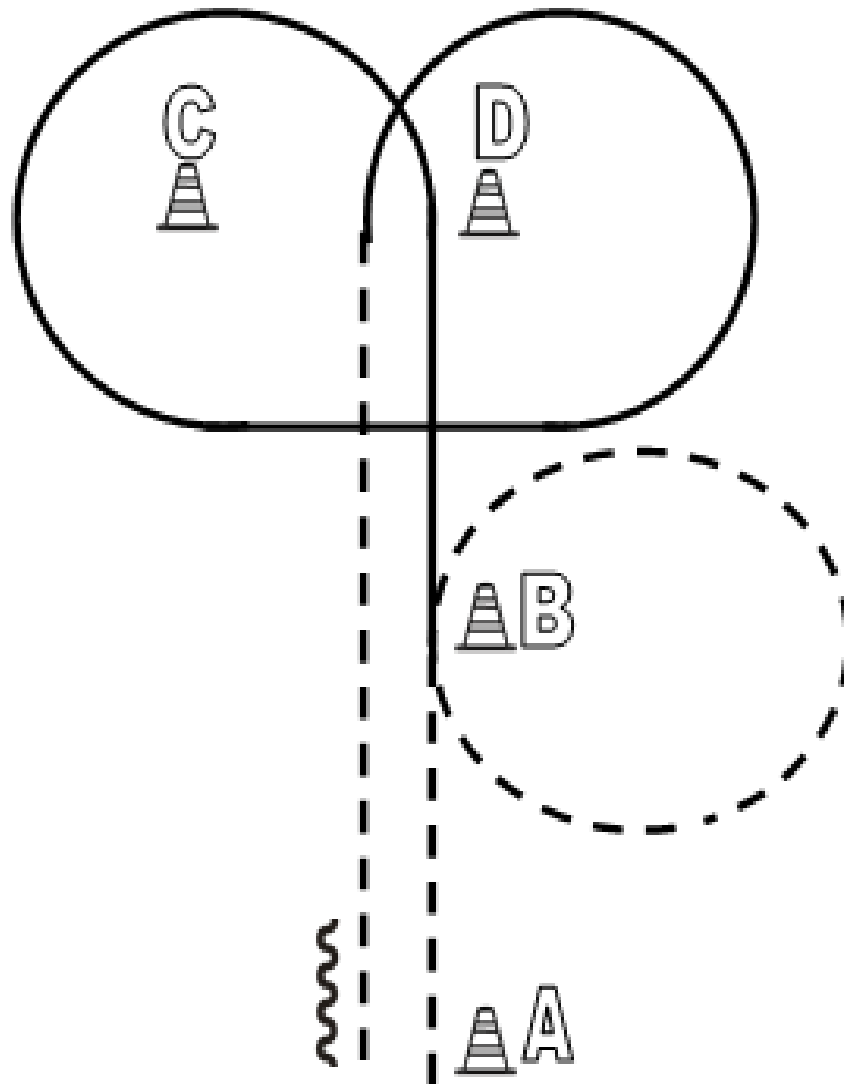
- 1) Jog over.
- 2) Walk over.
- 3) Jog over.
- 4) Lope over, lead change.
- 5) Lope over.
- 6) Jog over.
- 7) Repagate with pole.
- 8) Back up.
- 9) Box 160 (r.a.l.), jog out, stop.

	Back
	Lope
	Jog
	Walk
	Lead change
	flying/simple

Western Horsemanship

LK 4/5 A, B

I



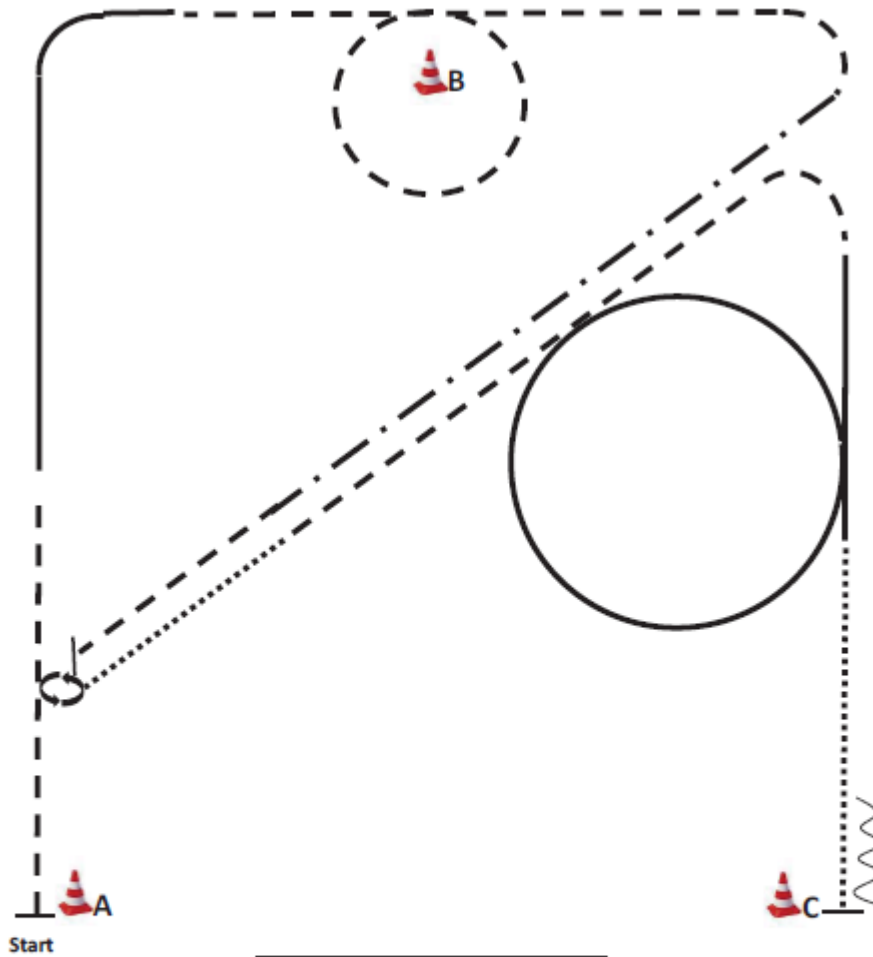
Be ready at A

1. Jog, ~~Jogvolte~~
2. Lope left
3. Jog
4. Stop
5. Back up

Walk to the warmup area

Western Horsemanship

LK 1A, 2A, 1/2 B



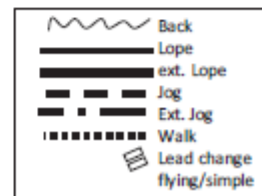
Start

WARM UP AREA

1. Be ready at A, Jog, Lope right lead
2. Jog, Jog very small circle
3. Ext. Jog, Jog, stop.
4. 180° turn (opt. r/l).

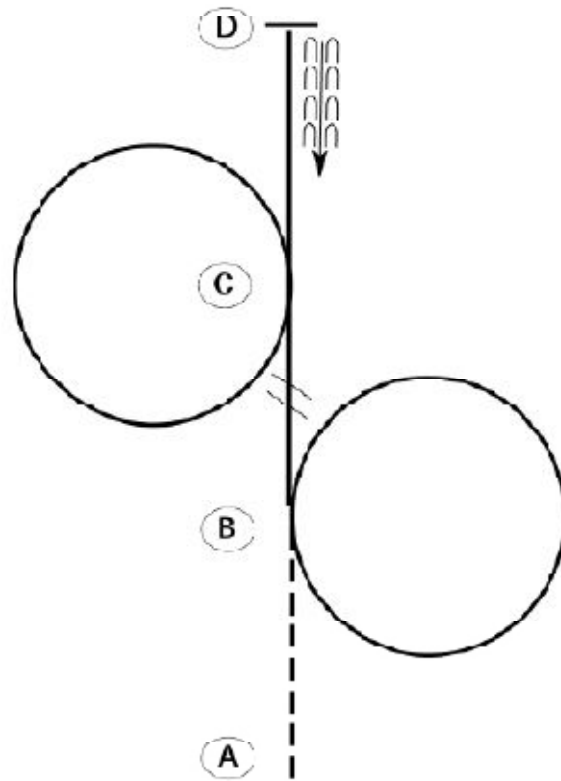
5. Walk, Jog.
6. Lope right lead, Lope circle.
7. Walk, stop.
8. Back

Walk to warm up area.



Western Horsemanship

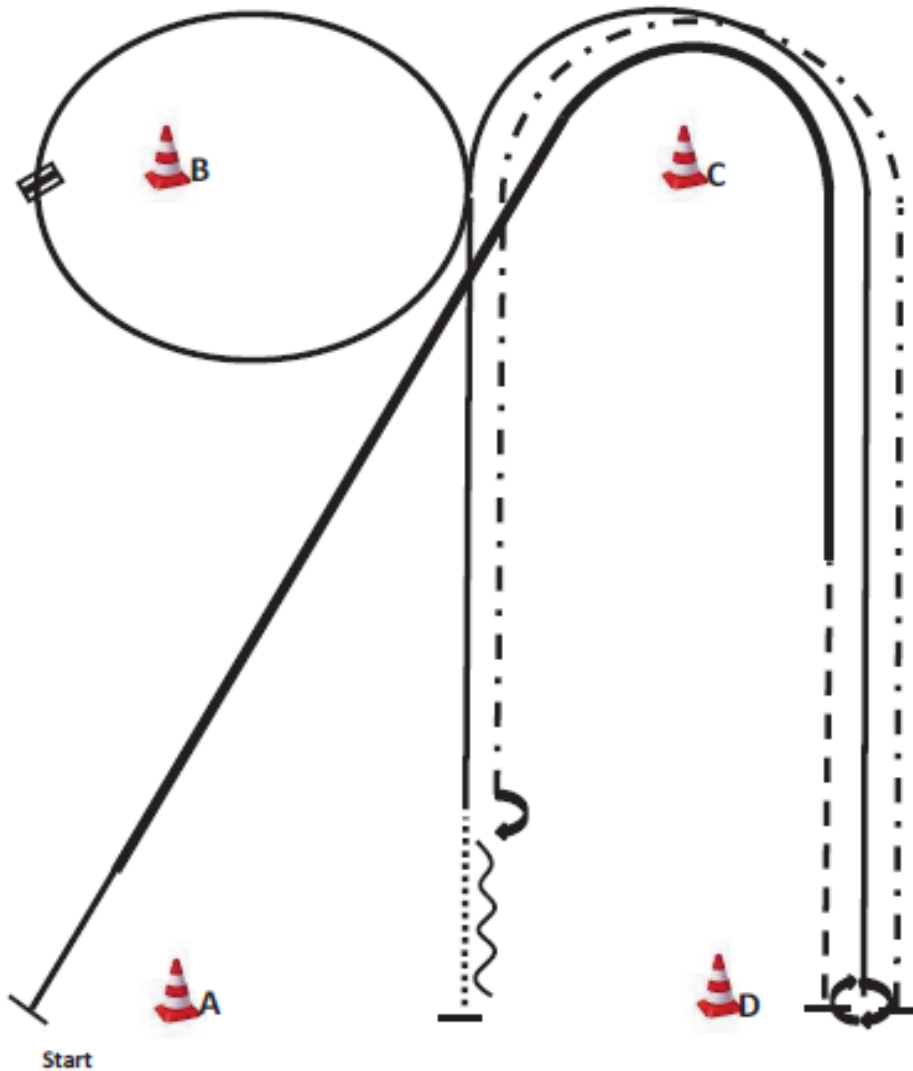
LK 3 A, 3 B



- Be ready at A.
1. Jog from A to B.
 2. Lope a circle to the right at B.
 3. Change leads 1/2 way between B and C.
 4. Lope a circle to the left at C.
 5. Continue to lope to D.
 6. Stop at D and back one horse length.

Western Horsemanship

Q – LK 2/1 A, Q – LK 2/1 B



Start

WARM UP AREA

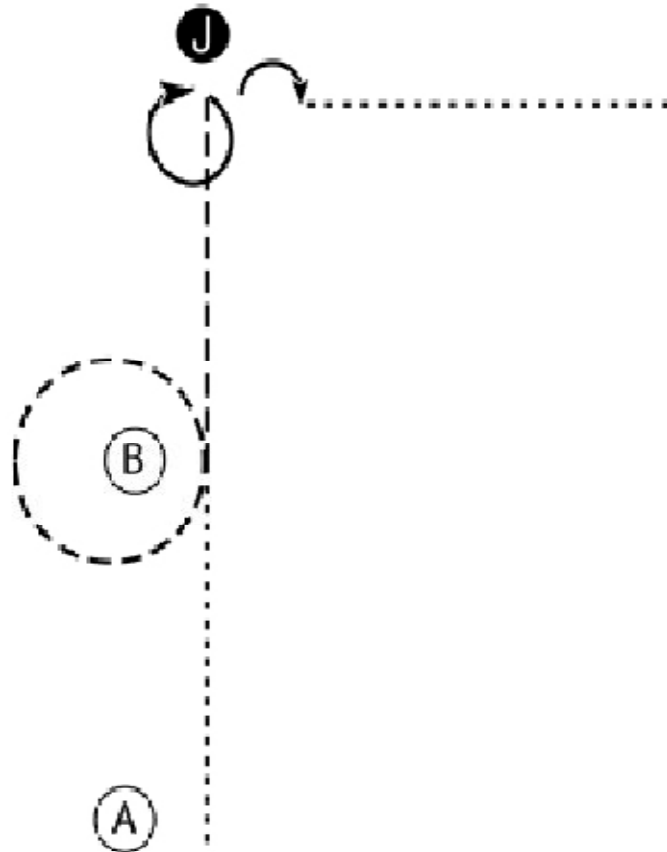
1. Be ready at A, lope right lead, ext.
- Lope around C, lope right lead.
2. Jog, stop.
3. 540° turn (opt. r/l).
4. Lope left lead around C and B.
5. lead change, lope right lead.

6. Walk, stop.
 7. Back one horse length, 180° turn (opt. r/l).
 8. Ext. Jog around C to D, stop.
- Walk to warm up area.

	Back
	Lope
	ext. Lope
	Jog
	Ext. Jog
	Walk
	Lead change flying/simple

Showmanship at Halter

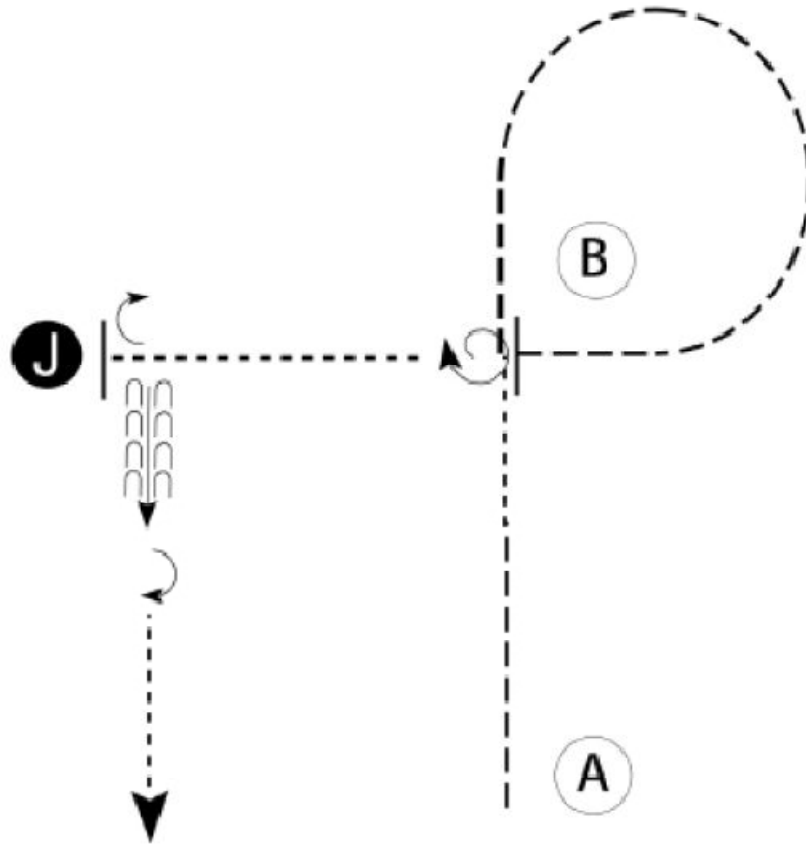
LK 4/5



1. Walk from A to B.
2. At B trot. Trot a circle around B and continue to the Judge
3. Stop and perform a 360 degree turn. Set up for inspection.
4. When dismissed perform a 90 degree turn.
5. Walk straight away from the Judge.

Showmanship at Halter

LK 1 – 3 A

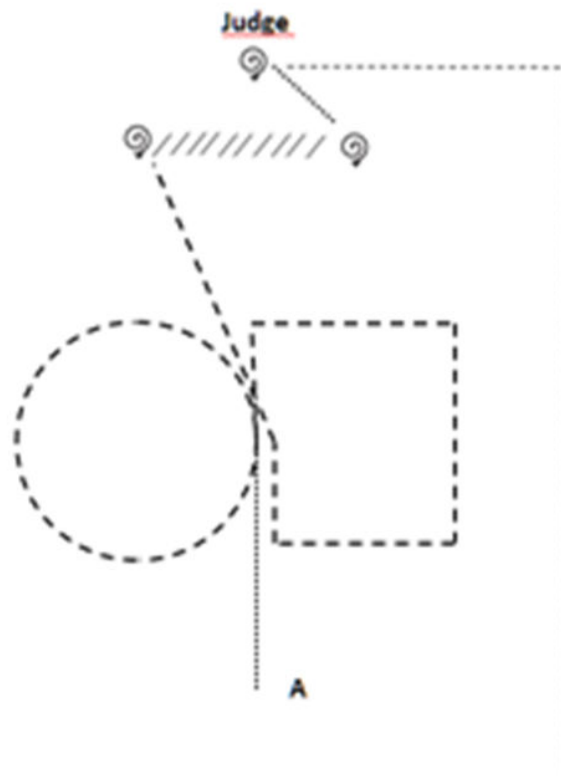


Be ready at A

1. Trot halfway to B.
2. Walk two horse lengths.
3. Trot to and around B as shown.
4. Trot past B and stop. Perform a 360 degree turn.
5. Walk to judge and set up for inspection.
6. When dismissed, perform a 90 degree turn and back approximately 2 horse lengths.
7. Perform a 180 degree turn and walk straight away.

Showmanship at Halter

Q – LK 2/1 A/B

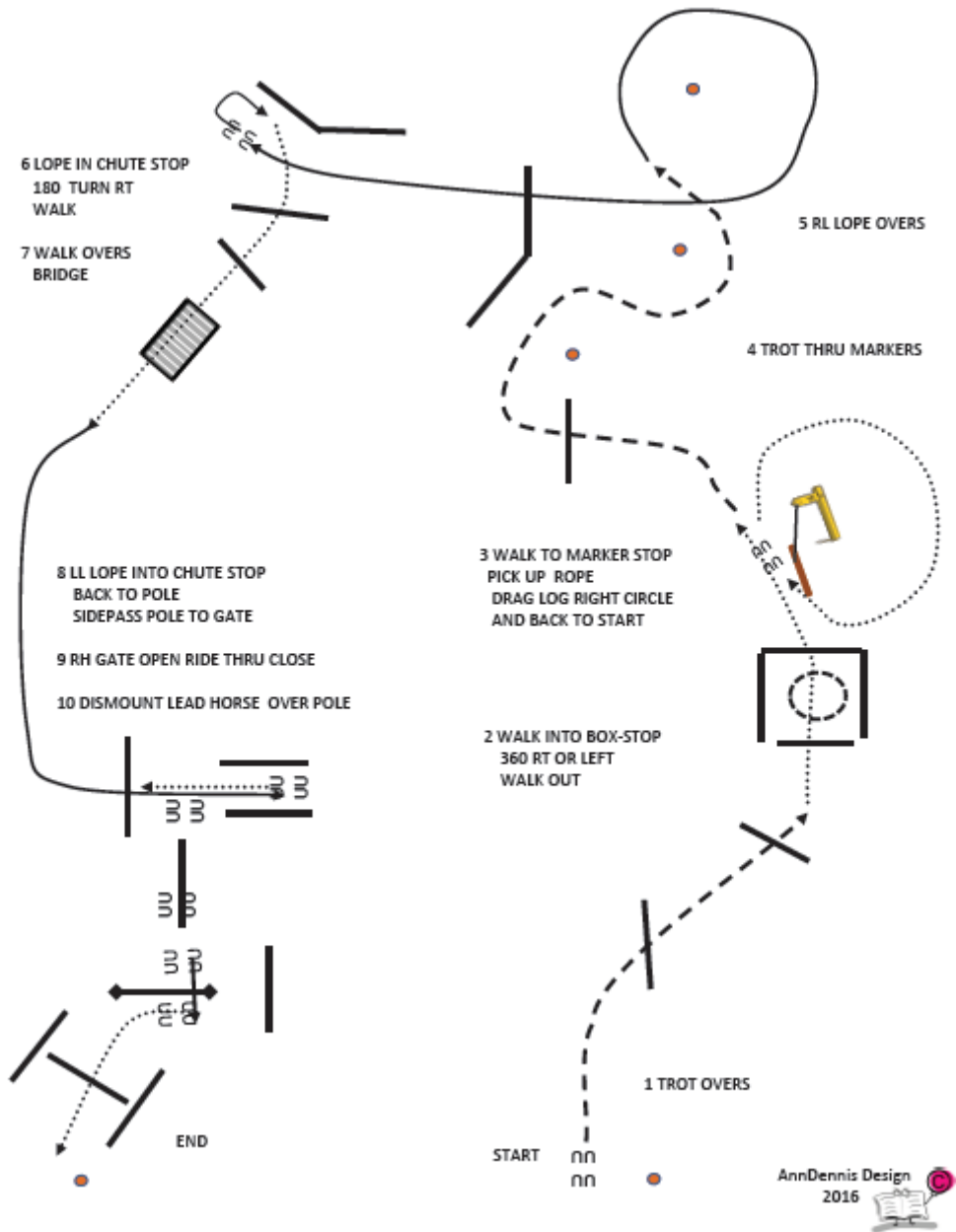


Be ready at A

1. Walk a straight line, trot a circle left, trot corners right and a straight line
2. Stop, 675° turn
3. Back up, 405° turn
4. Walk, 405° turn
5. Set up for full inspection, 90° turn

Trot back to the warm up area

SO Ranch Trail LK 1/2 A, LK 1/2 B



SO Ranch Trail LK 3 – 5

4. Lope around and in, 180° turn r.

3. Trot over and around

5. Walk over logs and bridge

6. Trot over and in, back up, sidepass r.

2. Walk in Box, 360° r. or l.

7. Gate r. hand

1. Trot over

8. Dismount, lead horse over pole

