

Pattern AQ + C Double - Show Kreuth 2019

Die Pattern **sen. Superhorse – Ranch Riding – Showmanship at Halter – Western Horsemanship – Trail – Horse & Dog Trail** sind im Programmheft enthalten

Jungpferde:

Basis 4jährig	# 3
Basis 5jährig	# 4
Trail 4jährig	# 4
Trail 5jährig	# 5
Reining 4jährig	# 1
Reining 5jährig	# 1

Working Cowhorse:

WCH B	# 13
LK 1 / 2	# 12
Q LK 2/1	# 11

Reining:

LK 4A, LK 4B	# 14
LK 3A, LK 3B	# 11
LK 2B, LK 1B	# 8
Q-LK 2/1B	# 12
LK 2 jun, LK 1 jun	# 4
LK 2A sen, LK 1A sen	# 7
Q-LK 2/1 jun	# 1
Q-LK 2/1A sen	# 10

Youngstars:

Reining	# 6
Challenge	# 1

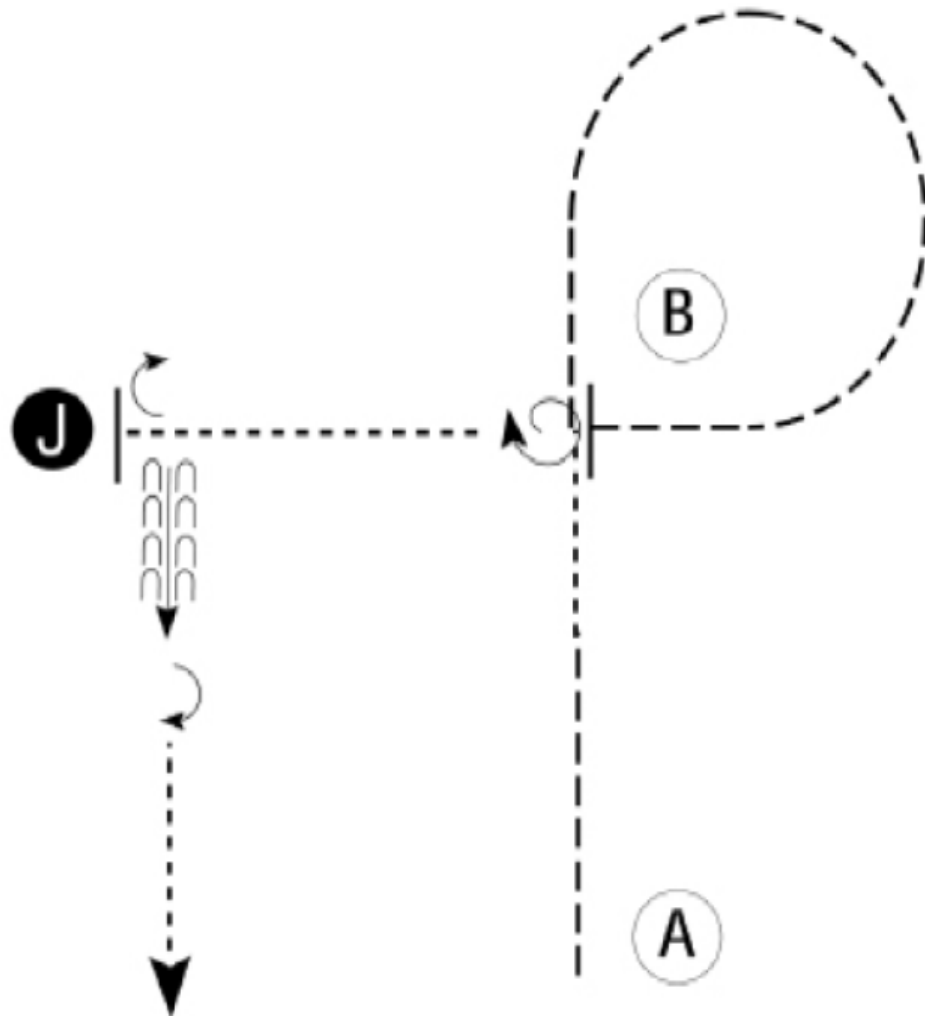
Western Riding:

LK 3A, LK 3B	# 6
LK 2 jun., LK 1 jun.	# 6
Q-LK 2/1 jun.	# 7
LK 1A sen. + 2A sen.	# 4
Q-LK 2/1A sen.	# 2
LK 2B, LK 1B	# 4
Q-LK 2/1B	# 2

Pattern AQ + C Double - Show Kreuth 2019

Showmanship at Halter

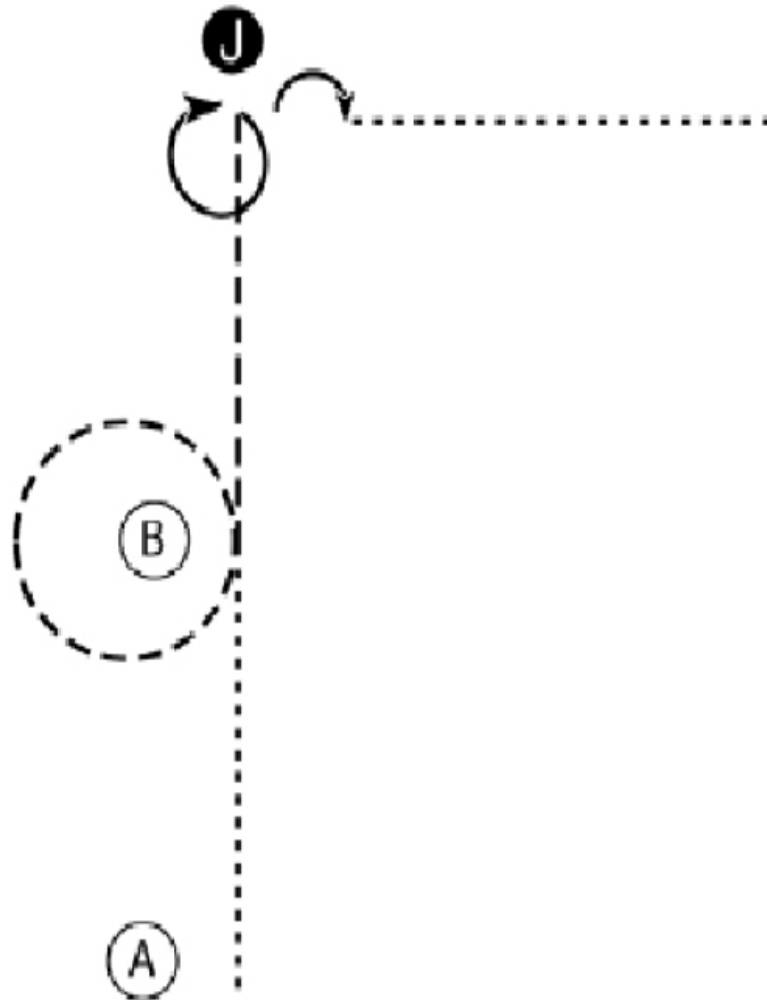
LK 3 A, LK 2 A, LK 1 A, LK 3 B, LK 2 B, LK 1 B



1. Trot halfway to B.
2. Walk two horse lengths.
3. Trot to and around B as shown.
4. Trot past B and stop. Perform a 360 degree turn.
5. Walk to judge and set up for inspection.
6. When dismissed, perform a 90 degree turn and back approximately 2 horse lengths.
7. Perform a 180 degree turn and walk straight away.

Showmanship at Halter

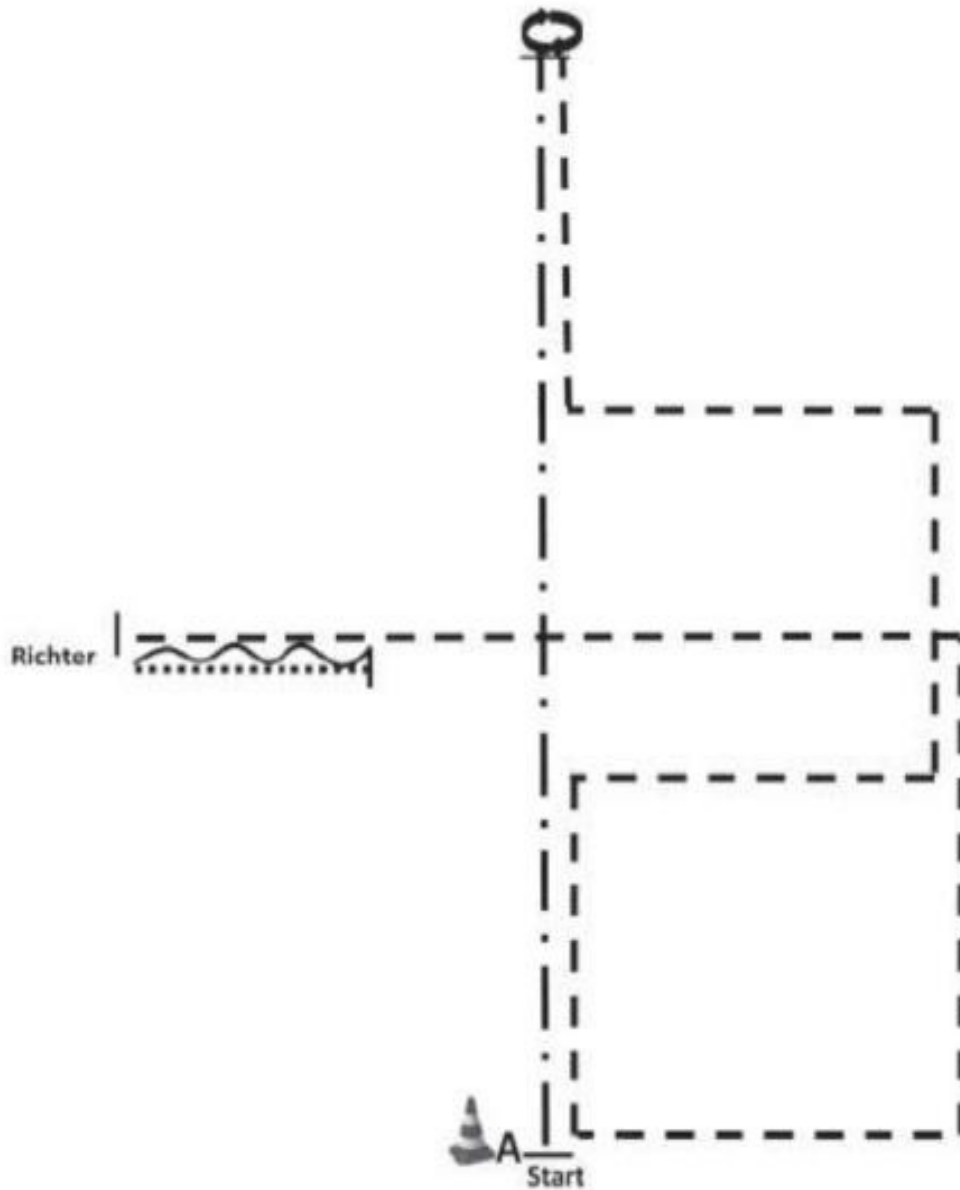
LK 5A, LK 5 B, LK 4 A, LK 4 B



1. Walk from A to B.
2. At B trot. Trot a circle around B and continue to the Judge
3. Stop and perform a 360 degree turn. Set up for inspection.
4. When dismissed perform a 90 degree turn.
5. Walk straight away from the Judge.

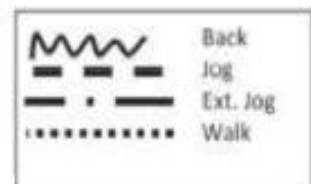
Showmanship at Halter

Q – LK 2/1 A, Q – LK 2/1 B



WARM UP AREA

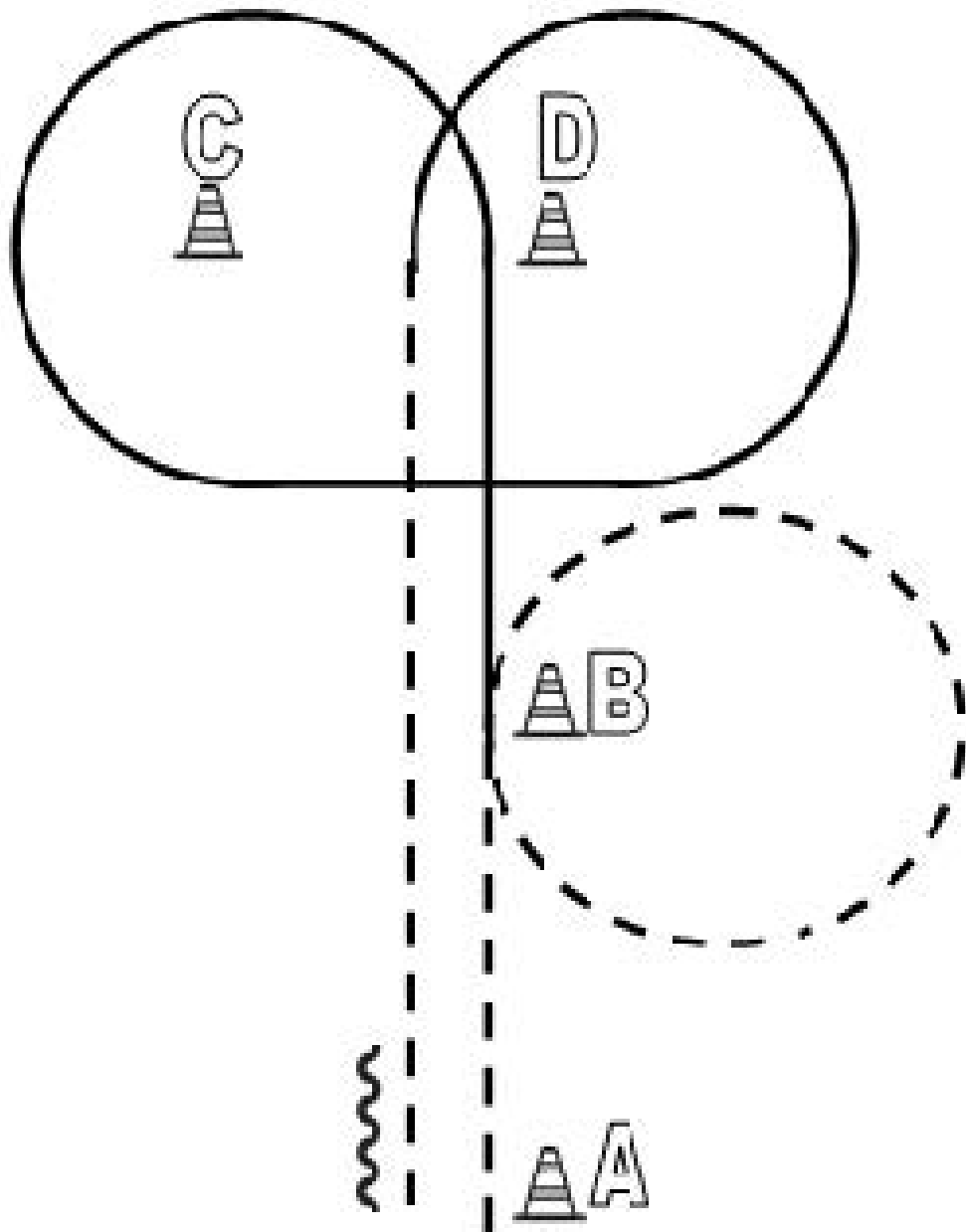
1. Aufstellung bei A, Extended Jog, Stop
2. HHW 540 ° rechts
3. Jog square bis vor den Richter, Stop
4. Back, Walk bis zum Richter
5. Set up



(beliebig abwenden) im Jog oder Walk zur Warm-up Area durchlaufen

Western Horsemanship

LK 4/5 B, LK 4/5 A



Be ready at A

Jog, Jogvolte

Lope left

Jog

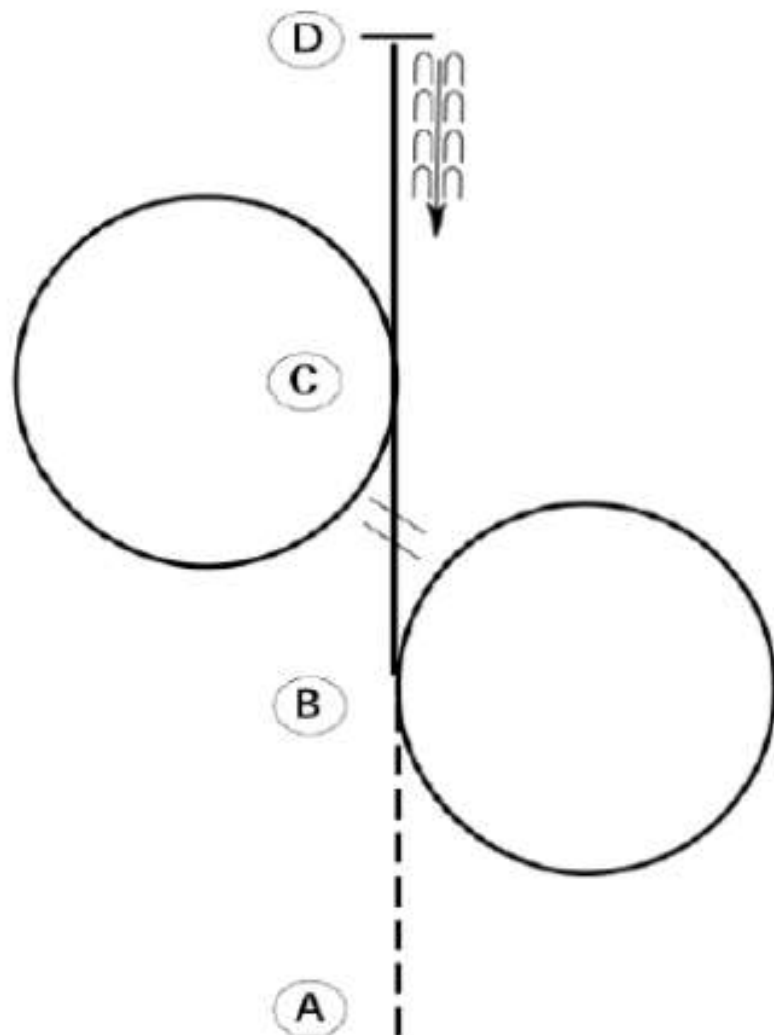
Stop

Backup

Walk to the warm-up area

Western Horsemanship

LK 3 A, LK 3 B



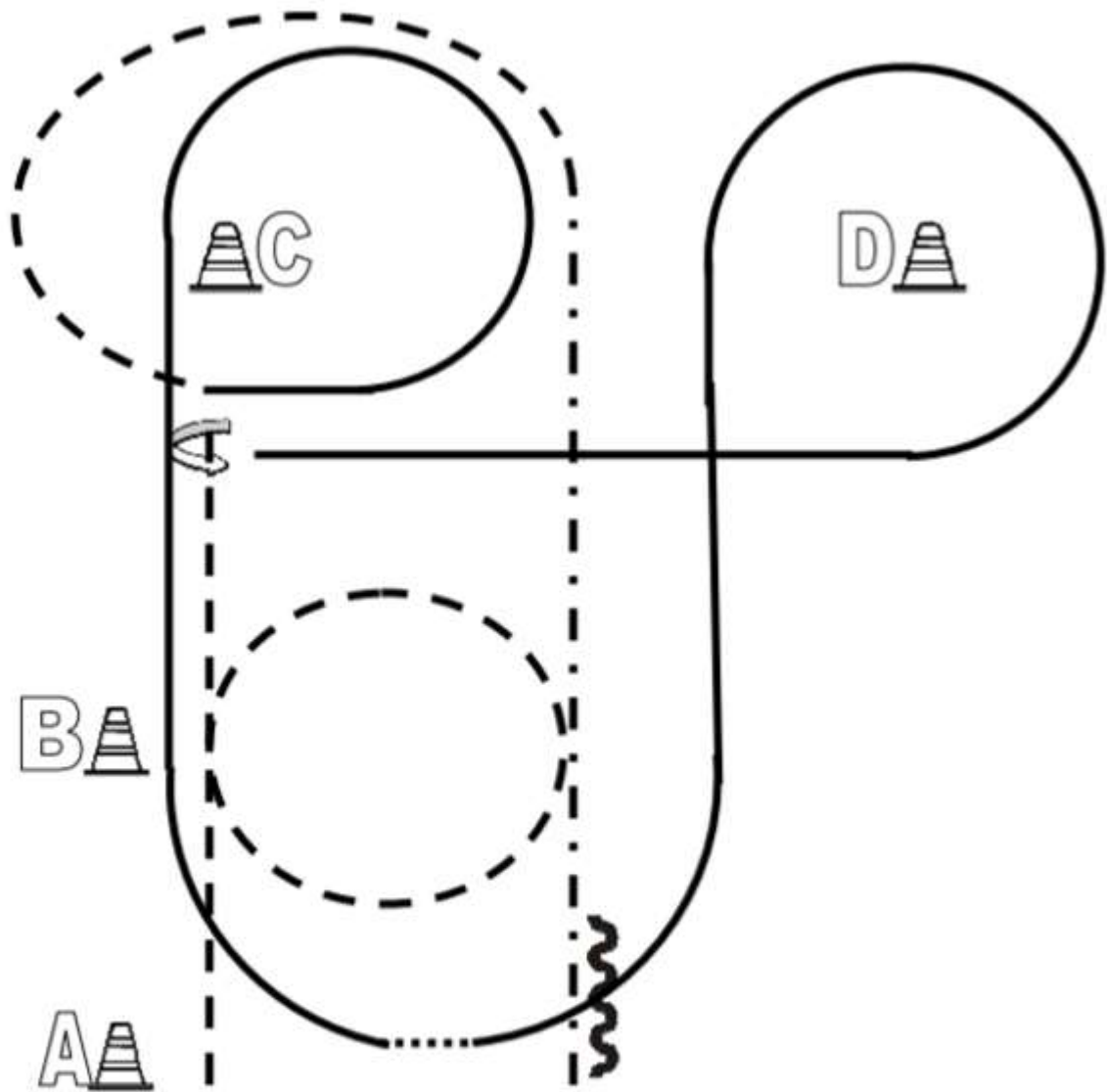
Be ready at A.

1. Jog from A to B.
2. Lope a circle to the right at B.
3. Change leads 1/2 way between B and C.
4. Lope a circle to the left at C.
5. Continue to lope to D.
6. Stop at D and back one horse length.

Western Horsemanship

LK 1A, LK 2 A

LK 1B, LK 2B

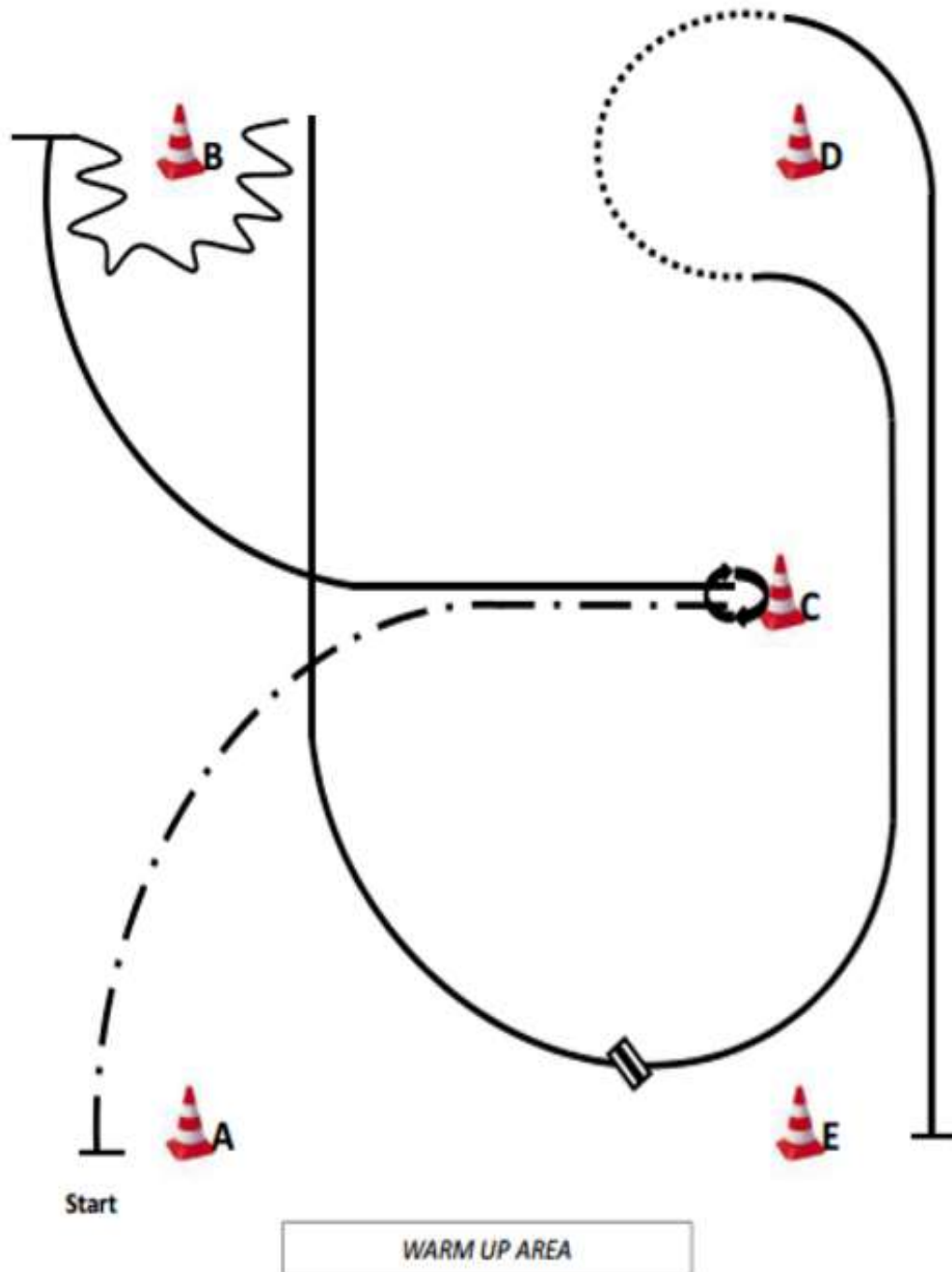


Be ready at A







1. Jog, jog a small circle, stop
2. 270° turn left
3. Lope left lead
4. Walk
5. Lope right lead
6. Jog, extended jog
7. Stop, back

Western Horsemanship

Q-LK 2/1 B, Q-LK 2/1 A



1. Be ready at A, ext. jog to C, stop, 540° turn (opt. r/l), right lope, stop
2. Back around B, left lope, lead change, right lope.
3. Walk, left lope to E, stop.
Walk to warm up area.

	Back
	Lope
	Jog
	Ext. Jog
	Walk
	Lead change flying/simple

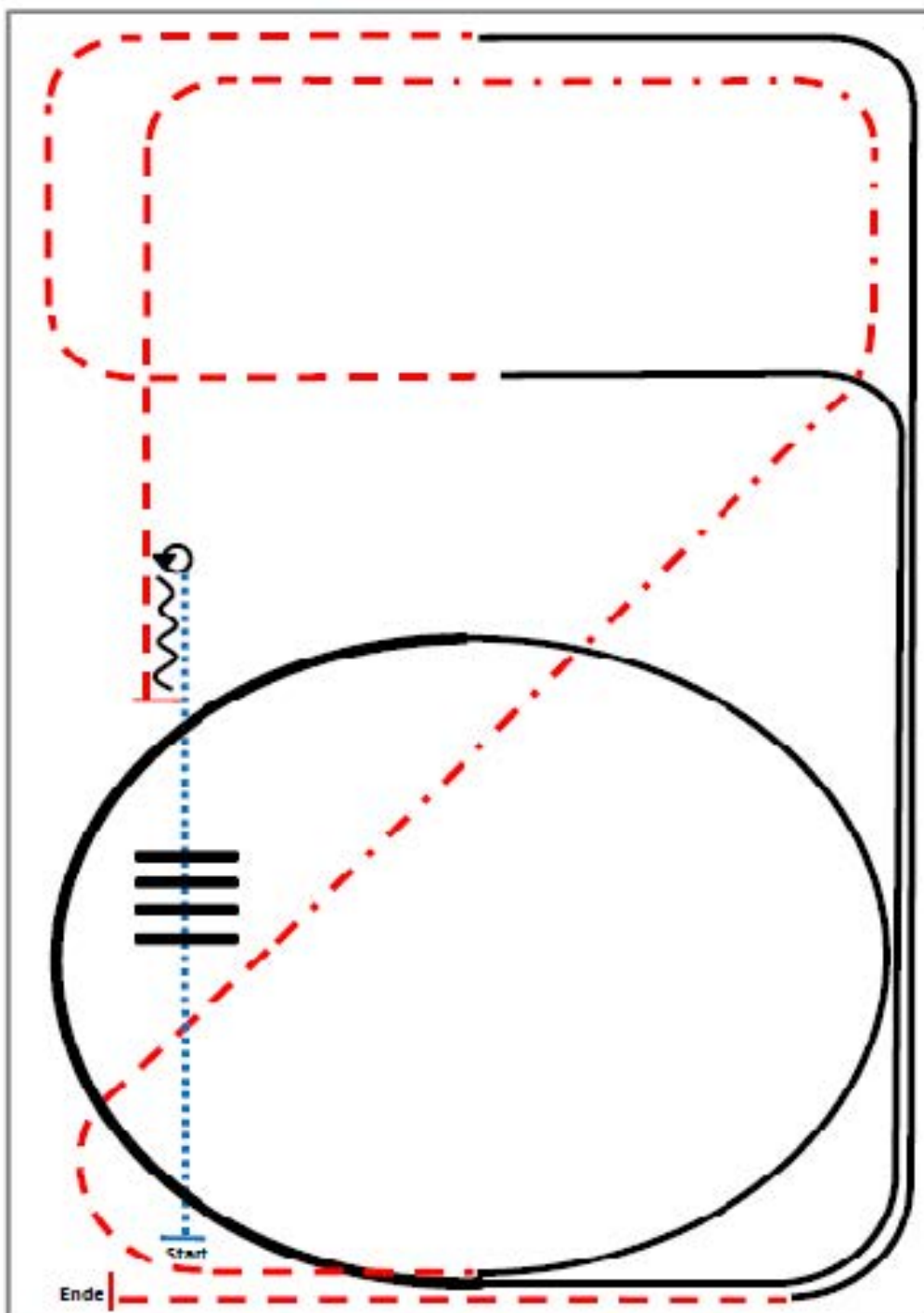
Ranch Riding

LK 4/5 B LK 4/5 A

Pattern RR 2017 #3: LK 4/5 A/B (auch für Hallen und Plätze 20x40m)



03/2017



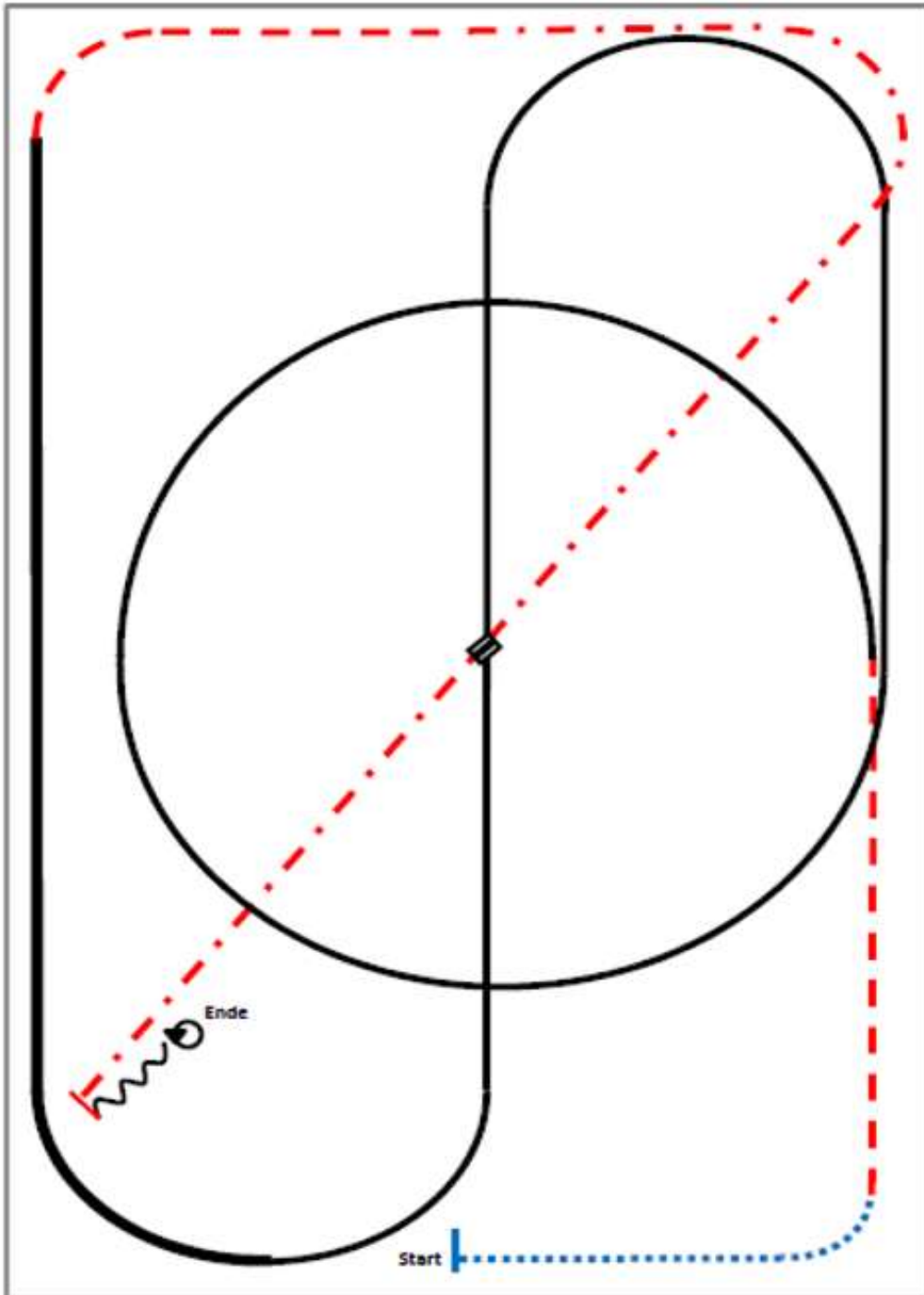
- Walk
- Walk over, Walk
- Stop, 360 ° turn left or right
- Back
- Trot
- Extended Trot, Trot
- Lope left lead
- Extended Lope, Lope
- Trot
- Lope right lead
- Trot, Stop

	Back
	Lope
	Ext. Lope
	Trot
	Ext. Trot
	Walk
	Lead change flying/simple

Ranch Riding

LK 1B, LK 2B, LK 3A, LK 3B, LK 2 jun, LK 1 jun

Pattern RR 2017 #1: LK 3 A/B
 (auch für Hallen und Plätze 20x40m geeignet)



- Walk
- Trot
- Lope left lead circle, Lope
- Lead Change in the center
- Lope right lead
- Extended Lope
- Trot
- Extended Trot
- Stop, Back
- 360° turns each direction either way first

	Back
	Lope
	Ext. Lope
	Trot
	Ext. Trot
	Walk
	Lead change flying/simple

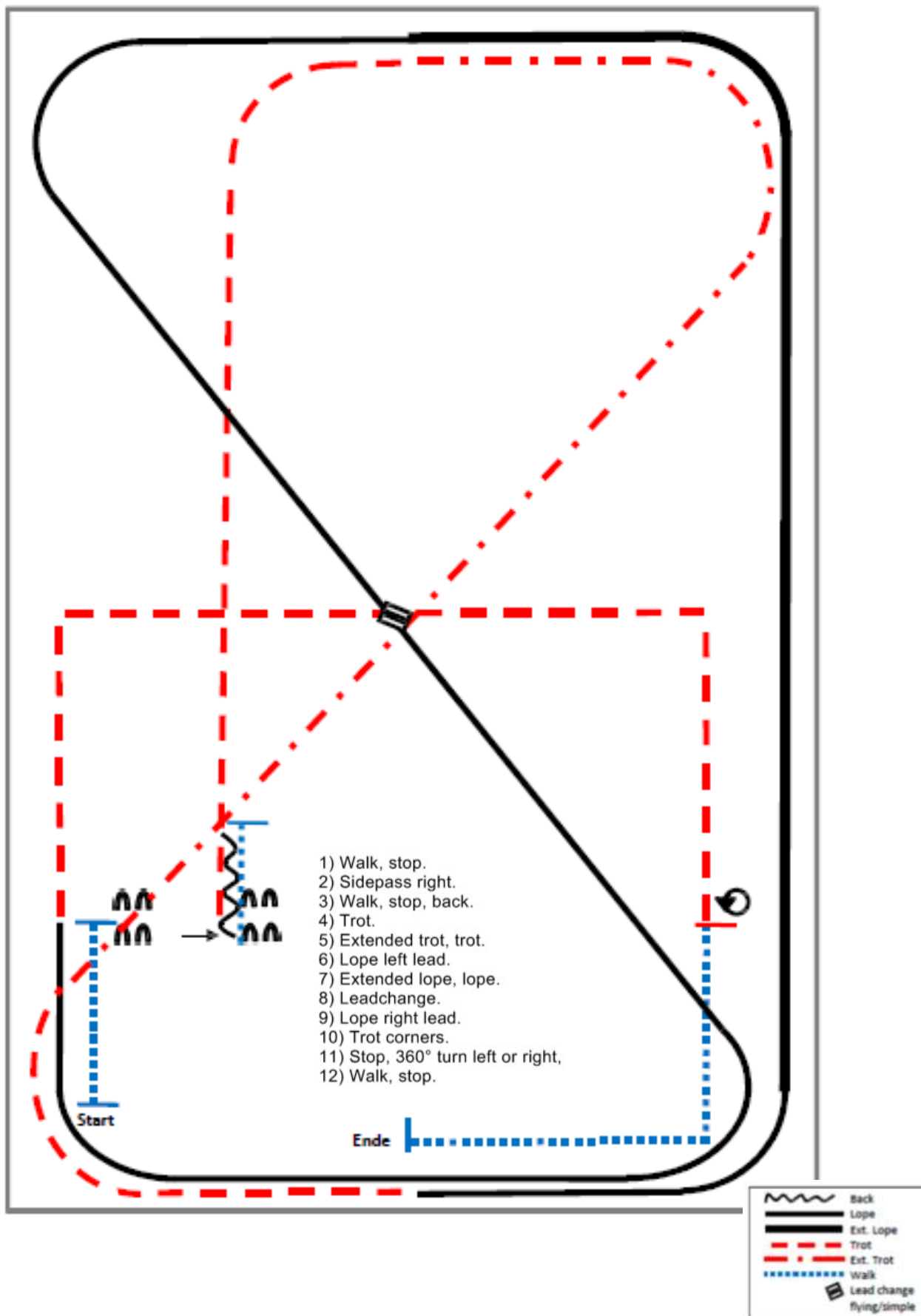
Ranch Riding

Q – LK 2/1 B, Q – LK 2/1 jun.



03/2017

Qualifikationspattern RR 2017 #3 LK 1 / 2 jun



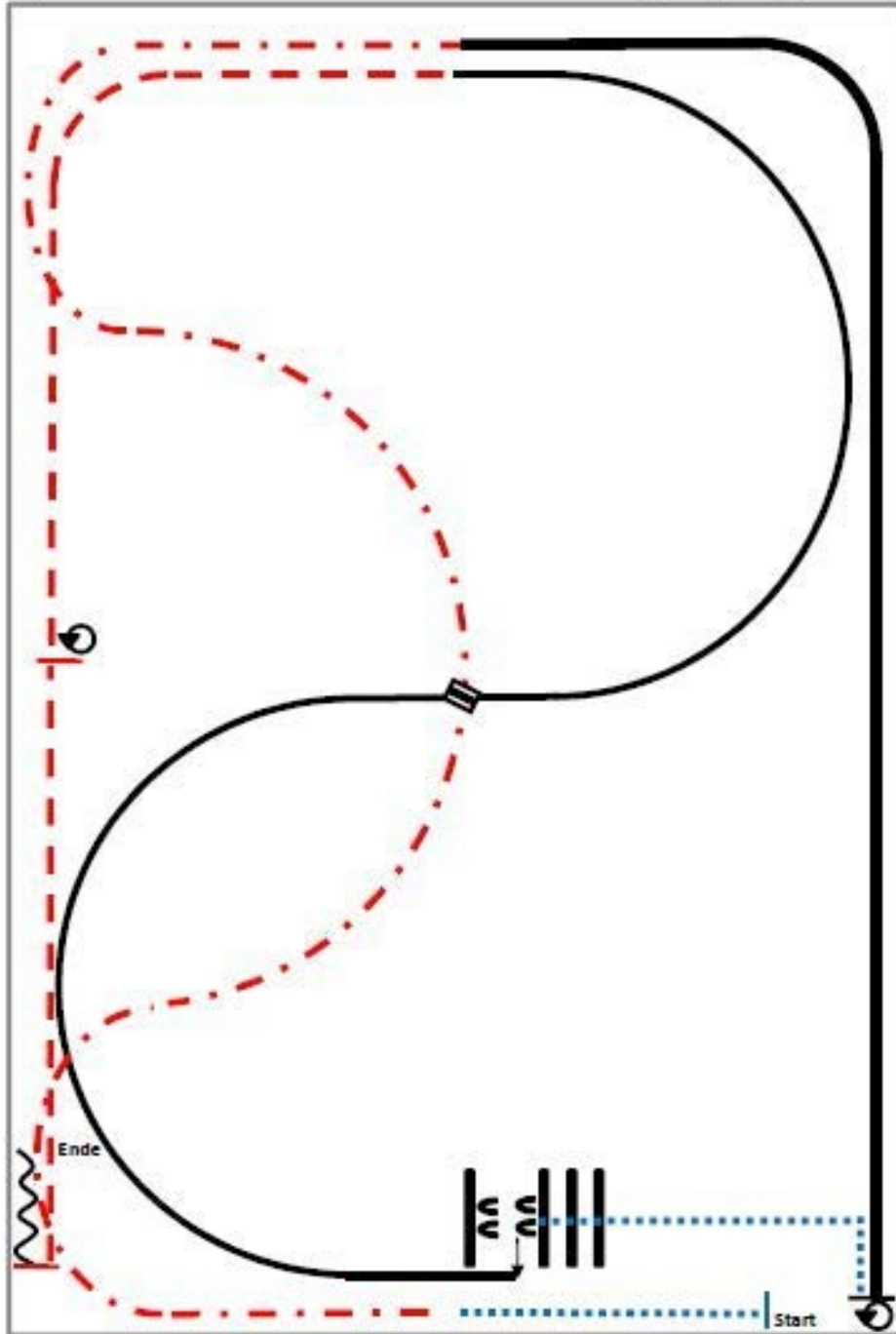
Ranch Riding

LK 1 A sen., LK 2 A sen.

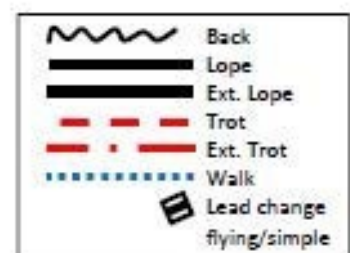
Qualifikationspattern RR 2017 #6: LK 1/2 A/B sen. (auch für Hallen und Plätze 20x40m geeignet)



03/2017

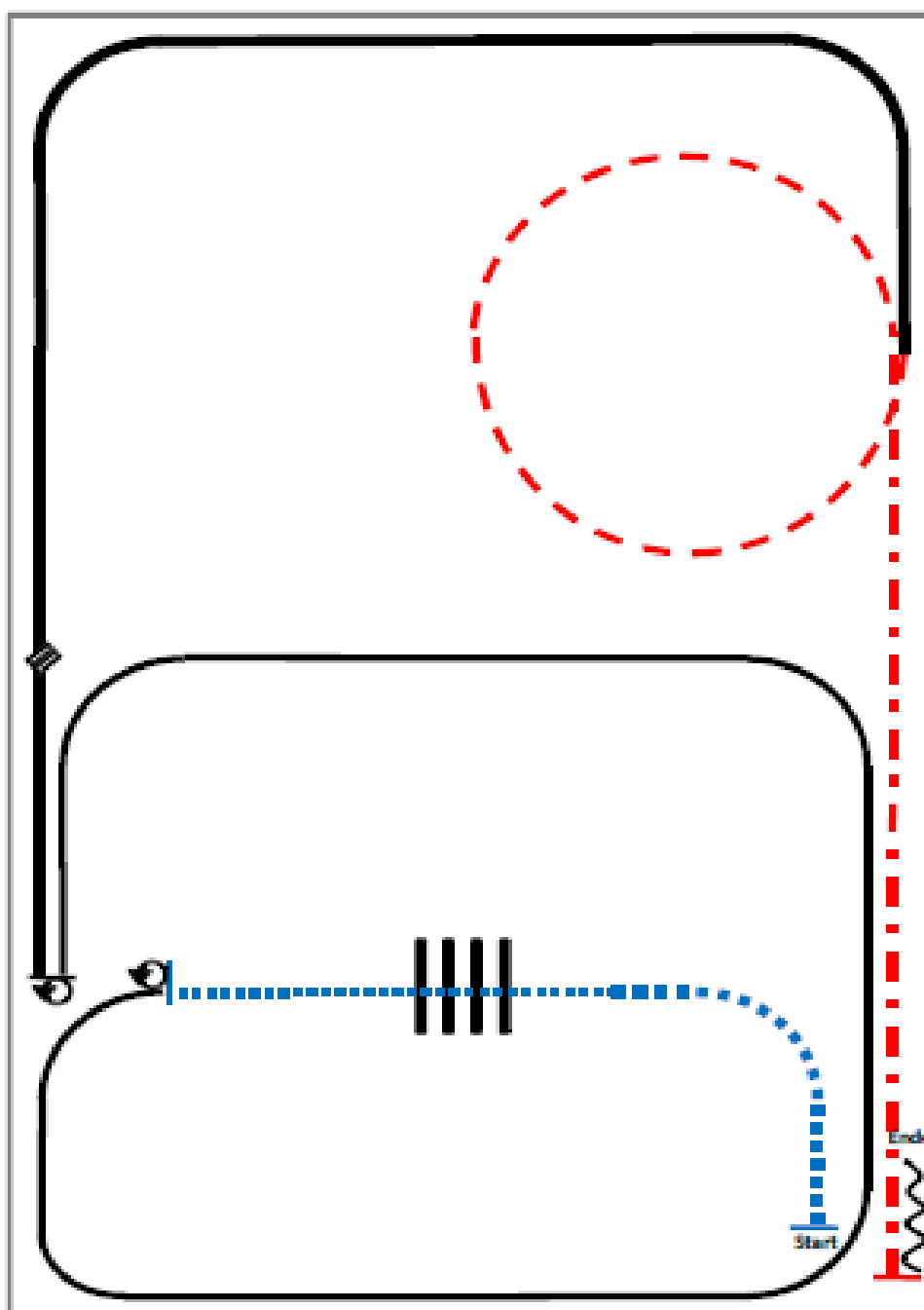


- Walk
- Extende Trot Serpentine
- Extended Lope right lead
- Stop, 180° turn right
- Walk
- Walk over, Sidepass left
- Lope right lead
- Lead change
- Lope left lead
- Trot
- Stop, 360° turns each direction either way first Trot, Stop, Back



Ranch Riding

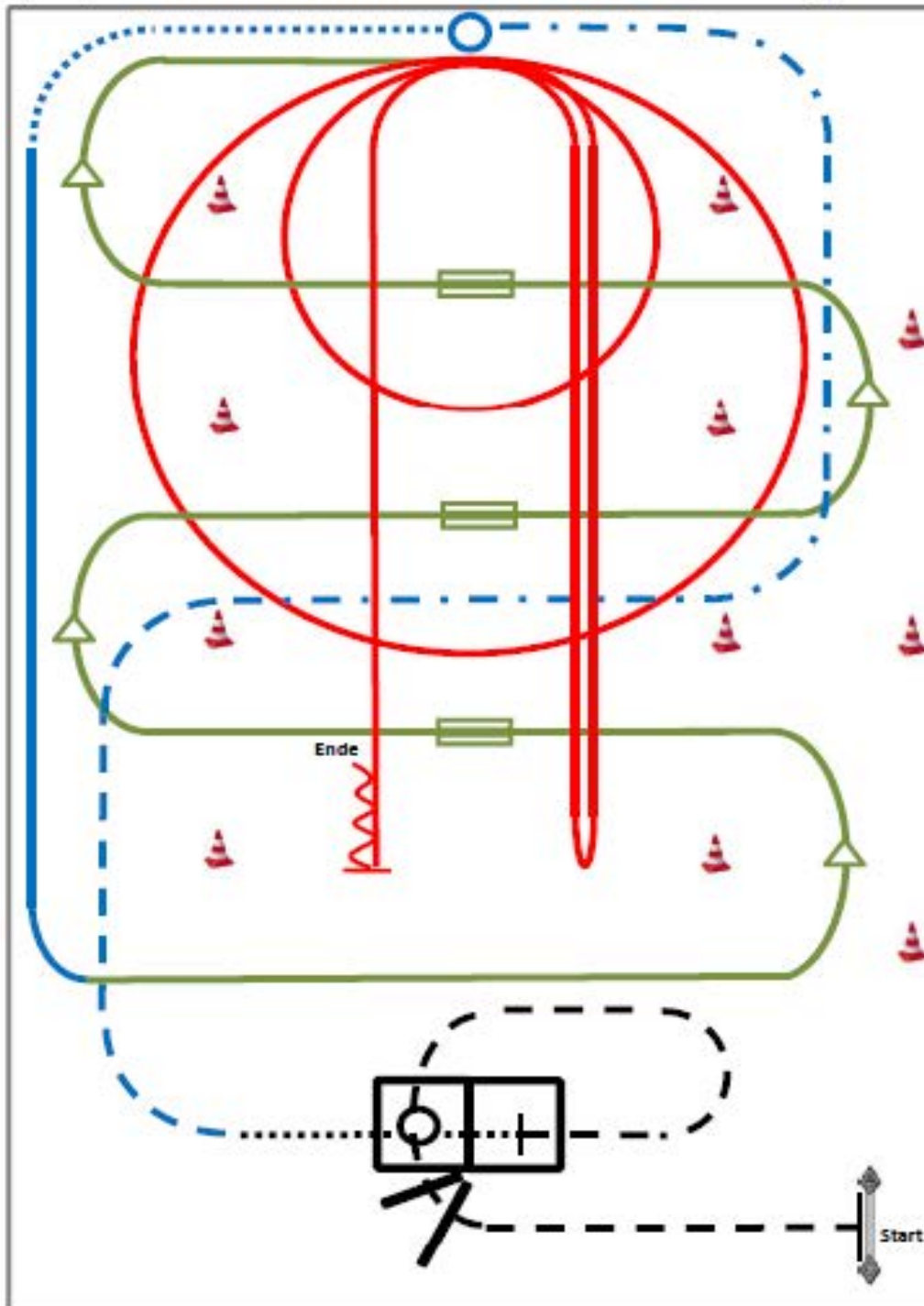
Q – LK 2/1 A sen



- 1) Extended walk.
- 2) Walk over, walk.
- 3) Stop, 360° turn left.
- 4) Lope left lead.
- 5) Stop, 180° turn right.
- 6) Lope left lead, lead change.
- 7) Lope right lead, extended lope.
- 8) Trot small circle.
- 9) Extended trot.
- 10) Stop, back.

Superhorse

LK 1 A sen., LK 2 A sen., LK 2 B sen., LK 1 B sen.



Rope gate over pole (TH)

Jog over, Jog in, Stop (TH)

Walk in, 360° turn either way, Walk out (TH)

Trot, Extended Trot, Stop (RR)

Turn 360° each direction either way first (RR)

Walk, Lope (RR)

Galoppwechsel mit Seitenwechsel (WR)

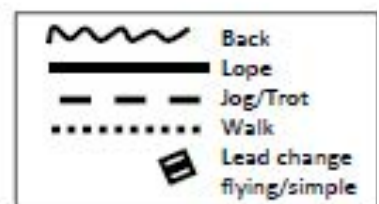
Galoppwechsel mit Seitenwechsel (WR)

Galoppwechsel mit Seitenwechsel (WR)

2 Zirkel Galopp (rechts) 1. groß und schnell, 2. klein und langsam (RN)

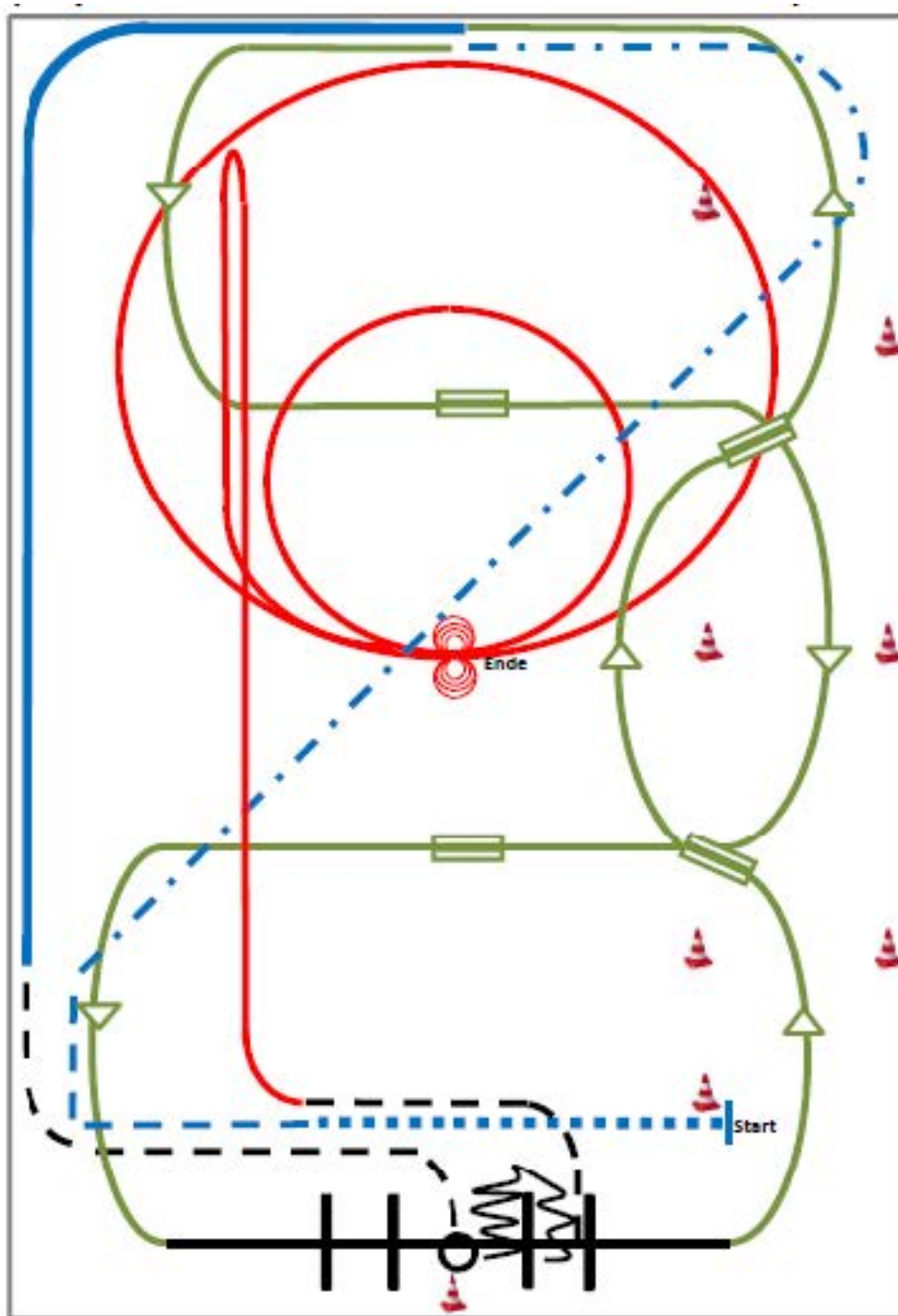
Rechtsgalopp, run down entlang der langen Seite, sliding stop mind. 6 m von der Bande entfernt hinter dem Mittelmarker, roll-back links, kein Verharren (RN)

Galopp (links) auf dem Zirkel, der nicht geschlossen wird, run down entlang der langen Seite, sliding stop mind. 6 m von der Bande entfernt hinter dem Mittelmarker, Rückwärtsrichten mind. 3 m, Verharren (RN)



Superhorse

Q – LK 2/1 A sen., Q – LK 2/1 B sen.



Rope gate over pole (TH)

Jog over, Jog in, Stop (TH)

Walk in, 360° turn either way, Walk out (TH)

Trot, Extended Trot, Stop (RR)

Turn 360° each direction either way first (RR)

Walk, Lope (RR)

Galoppwechsel mit Seitenwechsel (WR)

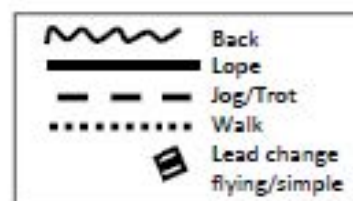
Galoppwechsel mit Seitenwechsel (WR)

Galoppwechsel mit Seitenwechsel (WR)

2 Zirkel Galopp (rechts) 1. groß und schnell, 2. klein und langsam (RN)

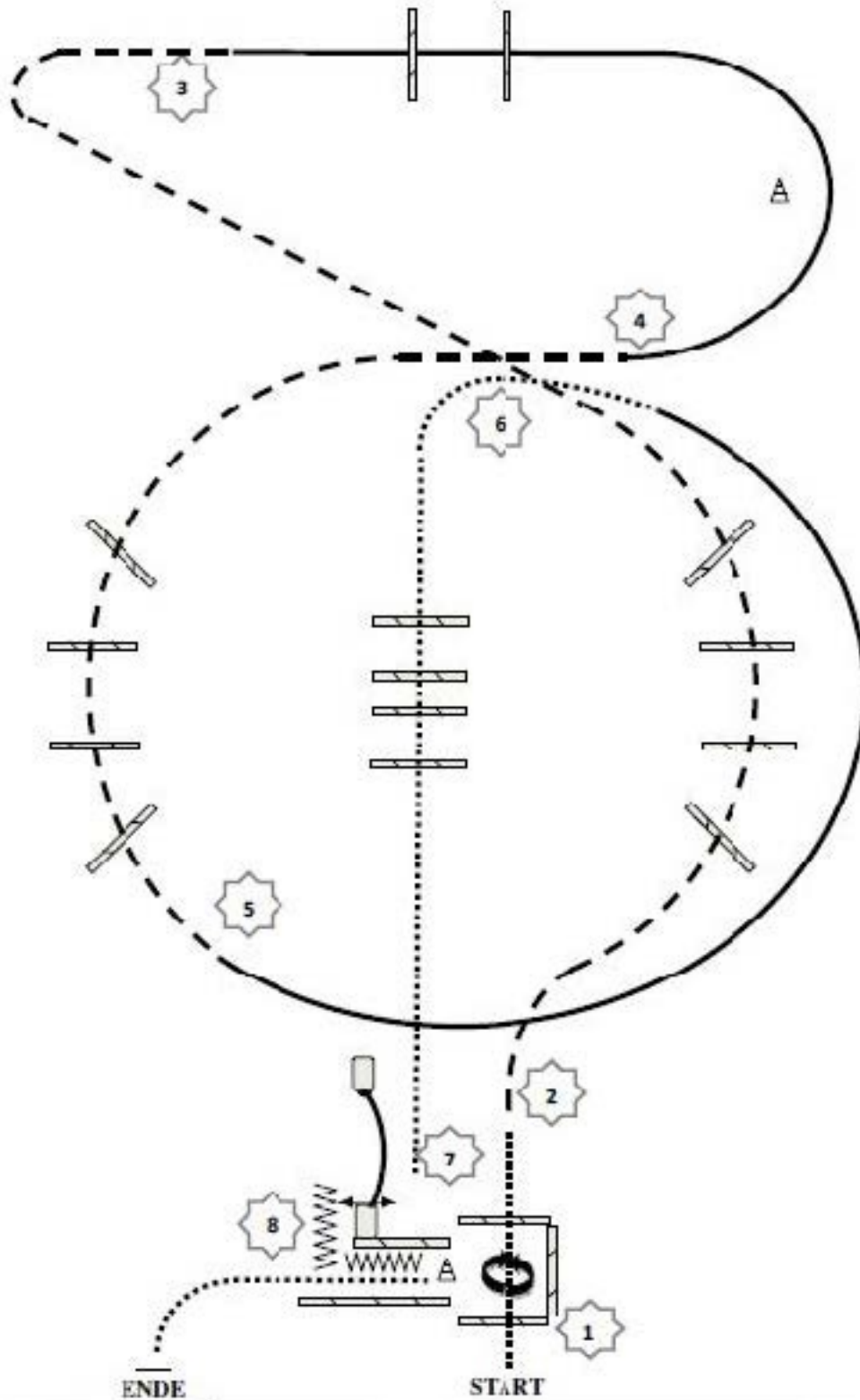
Rechtsgalopp, run down entlang der langen Seite, sliding stop mind. 6 m von der Bande entfernt hinter dem Mittelmarker, roll-back links, kein Verharren (RN)

Galopp (links) auf dem Zirkel, der nicht geschlossen wird, run down entlang der langen Seite, sliding stop mind. 6 m von der Bande entfernt hinter dem Mittelmarker, Rückwärtsrichten mind. 3 m, Verharren (RN)



Trail Horse

LK 4/5 B, LK 4/5 A



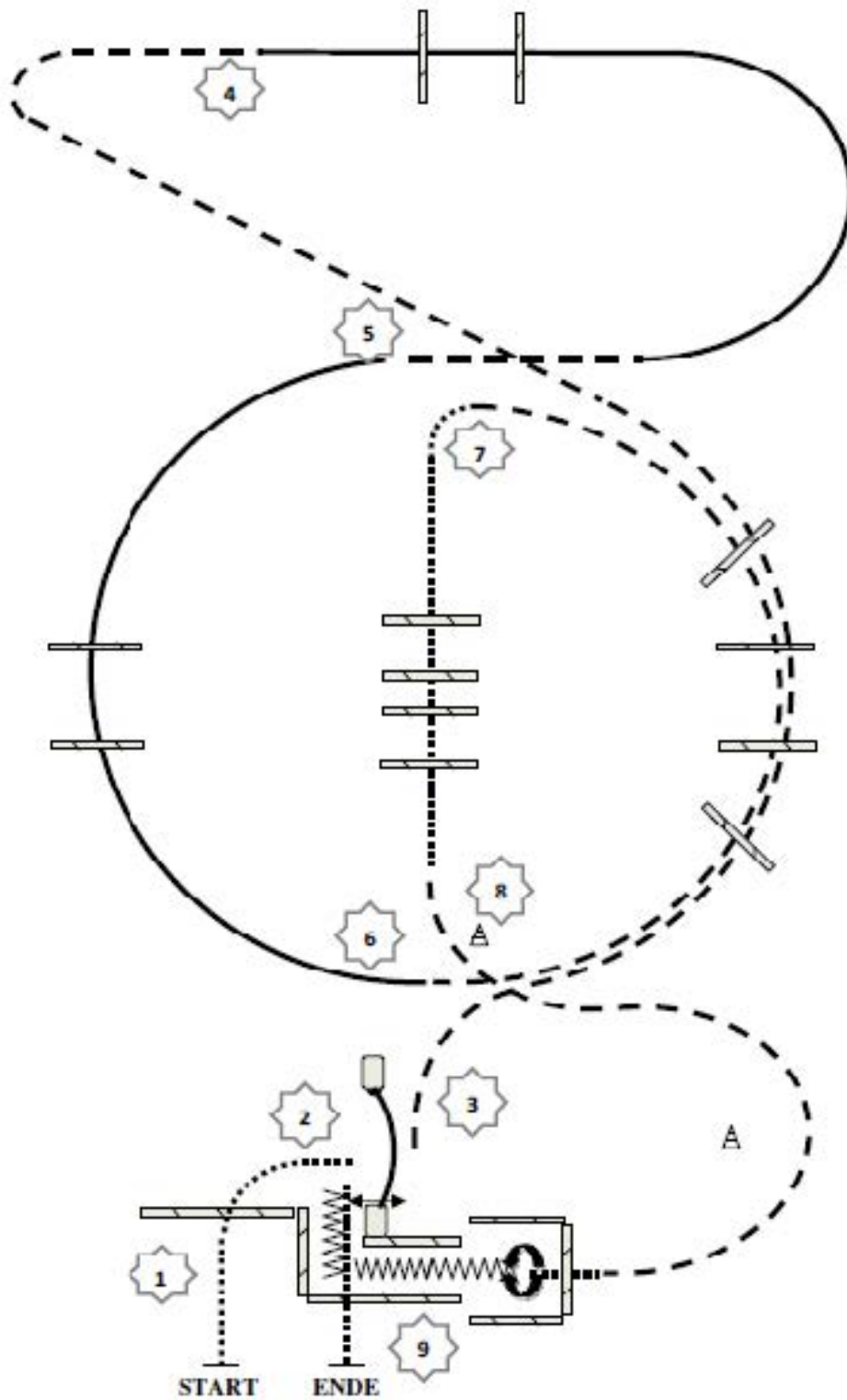
1. Walk in Box, 360 ° Drehung, Walk out
2. Jog over
3. Lope over
4. Jog over
5. Lope
6. Walk over
7. Seiltor
8. Back up, Walk out, Stop, Ende

~~~~~	Back Up
.....	Walk
-----	Jog
————	Lope
	Wechsel
⤴	Erhöhung



# Trail Horse

LK 3 A, LK 3 B

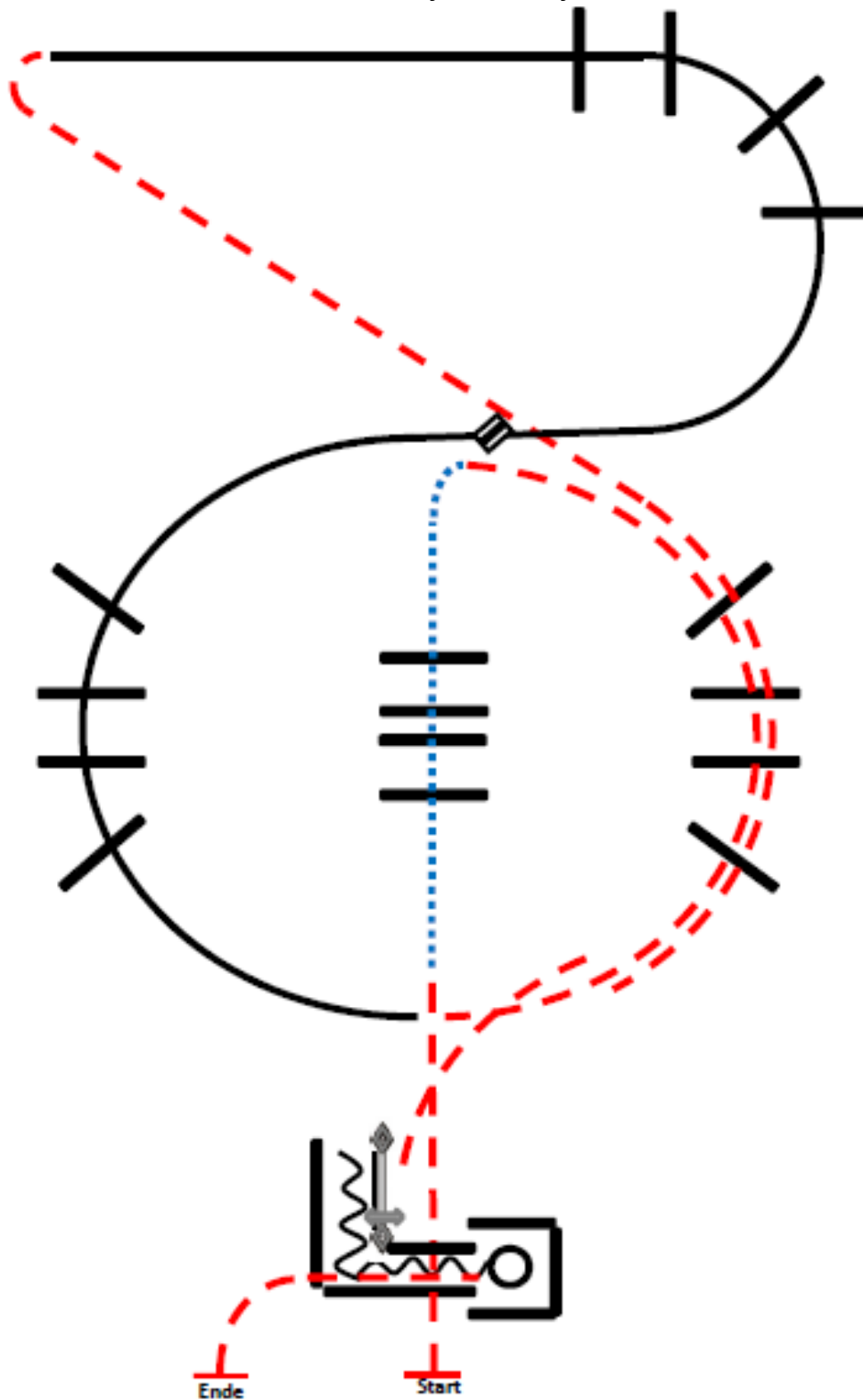


1. Walk over
2. Seiltor
3. Jog over
4. Lope over, Jog
5. Lope over
6. Jog over
7. Walk over
8. Jog, Walk in Box, 540 ° Drehung
9. Back up, Walk out, Stop, Ende

W W W W /	Back Up
.....	Walk
-----	Jog
—————	Lope
	Wechsel
	Erhöhung

# Trail Horse

LK 1 B, LK 2 B, LK 1 jun., LK 2 jun



- Jog over
- Walk over
- Jog over
- Lope over, Leadchange
- Lope over
- Jog over
- Ropagate with pole
- Back up
- Box 360 ° (r. o. l.), Jog out, Stop

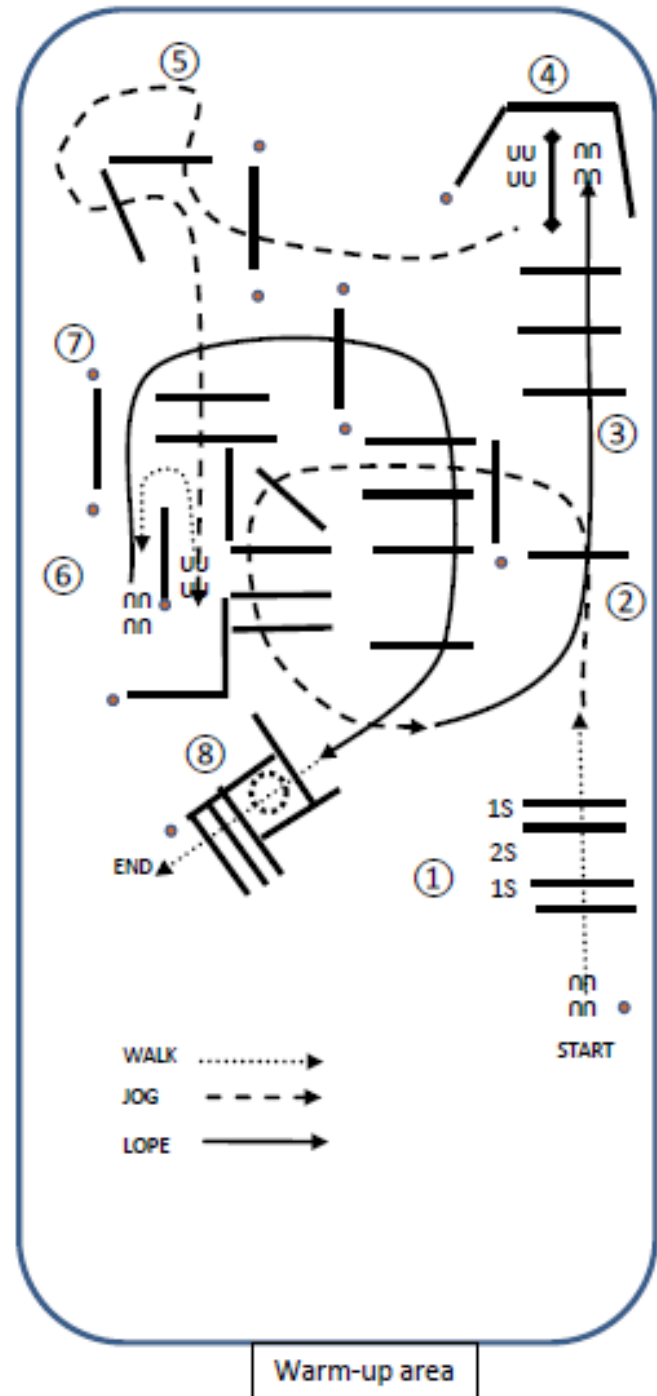
	Back
	Lope
	Jog
	Walk
	Lead change flying/simple

# Trail Horse

LK 1 A sen., LK 2 A sen.,

Q – LK 2/1 B, Q – 2/1 jun.

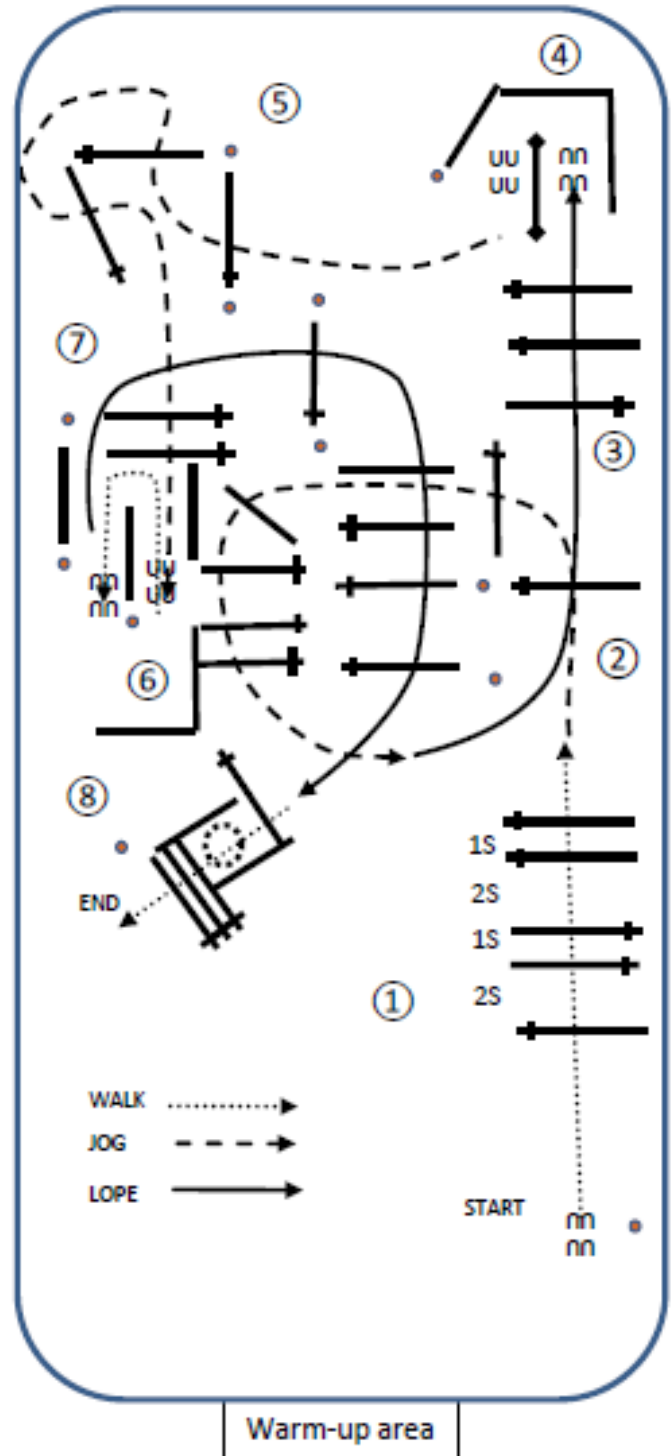
- 1 WALK OVERS
- 2 JOG OVERS
- 3 LL LOPE OVERS
- 4 LL LOPE TO GATE-STOP-LH OPEN GATE  
WALK THRU CLOSE –JOG OUT
- 5 JOG OVERS
- 6 JOG INTO CHUTE STOP-BACK U INTO CHUTE  
RL LOPE OUT
- 7 RL LOPE OVERS
- 8 BREAK TO A WALK DO NOT STOP-WALK IN BOX  
360 TURN EITHER WAY-WALK OVERS  
END OF PATTERN



# Trail Horse

Q – LK 2/1 A sen.

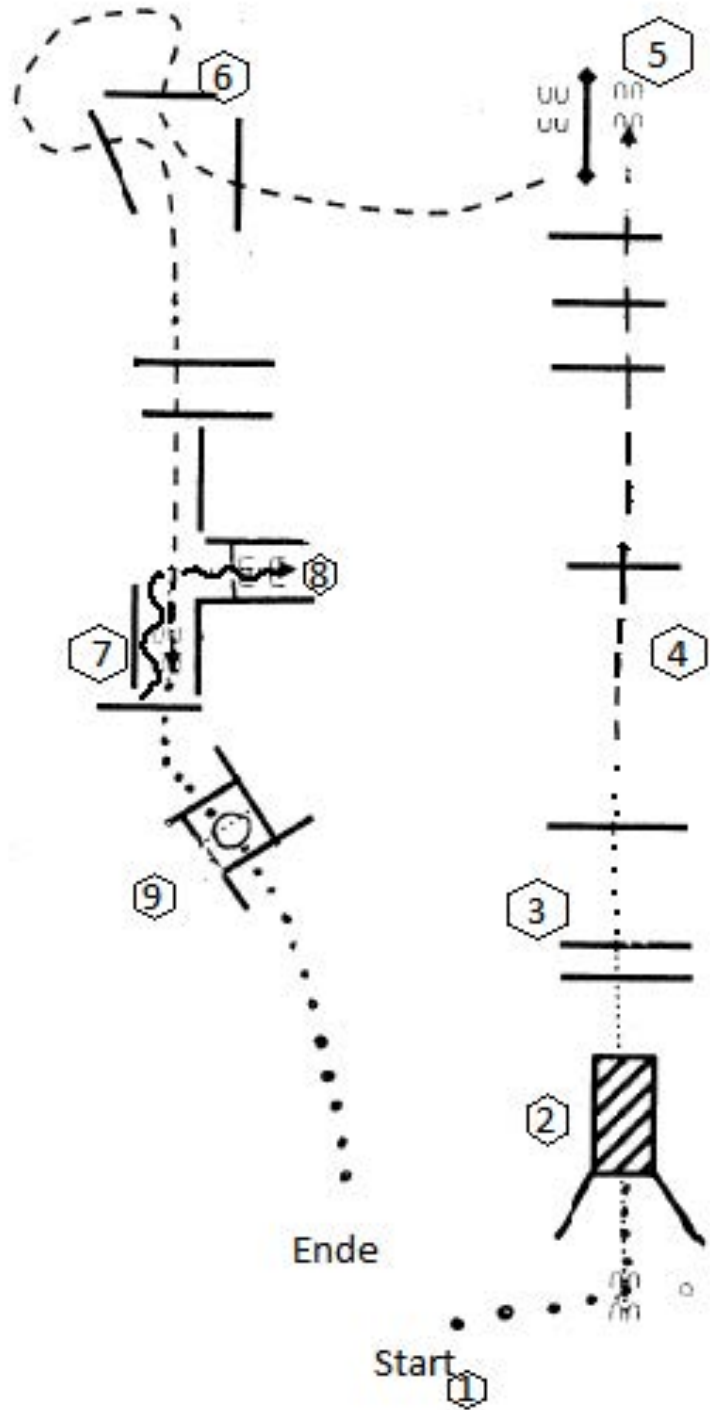
- 1 WALK OVERS
- 2 JOG OVERS
- 3 LL LOPE OVERS
- 4 LL LOPE TO GATE-STOP-LH OPEN GATE  
WALK THRU CLOSE –JOG OUT
- 5 JOG OVERS
- 6 JOG INTO CHUTE STOP-BACK U INTO CHUTE  
RL LOPE OUT
- 7 RL LOPE OVERS
- 8 BREAK TO A WALK DO NOT STOP-WALK IN BOX  
360 TURN EITHER WAY-WALK OVERS  
END OF PATTERN



# Trail Horse Horse and Dog

LK 1 - 2

1. Hund ableinen
2. Brücke
3. Walk over 3 Stangen
4. Jog over 4 Stangen
5. Gait
6. Jog over
7. Jog over and in, Hund wartet außerhalb der Stangen
8. Back up
9. Walk out and in, Hund wartet  
360° turn either way,  
walk out
10. Absitzen, Hund anleinen



# Trail Horse Horse and Dog

Q LK 2/1 H&D

1. Hund ableinen
2. Brücke
3. Walk over, 360° turn either way, Hund wartet auf der Seite
4. Jog over
5. Gate
6. Jog over
7. Jog in, Hund außerhalb der Stangen ablegen
8. Back up, walk out, Hund abrufen
9. Lope over
10. Walk over
11. Absitzen, Hund anleinen

