

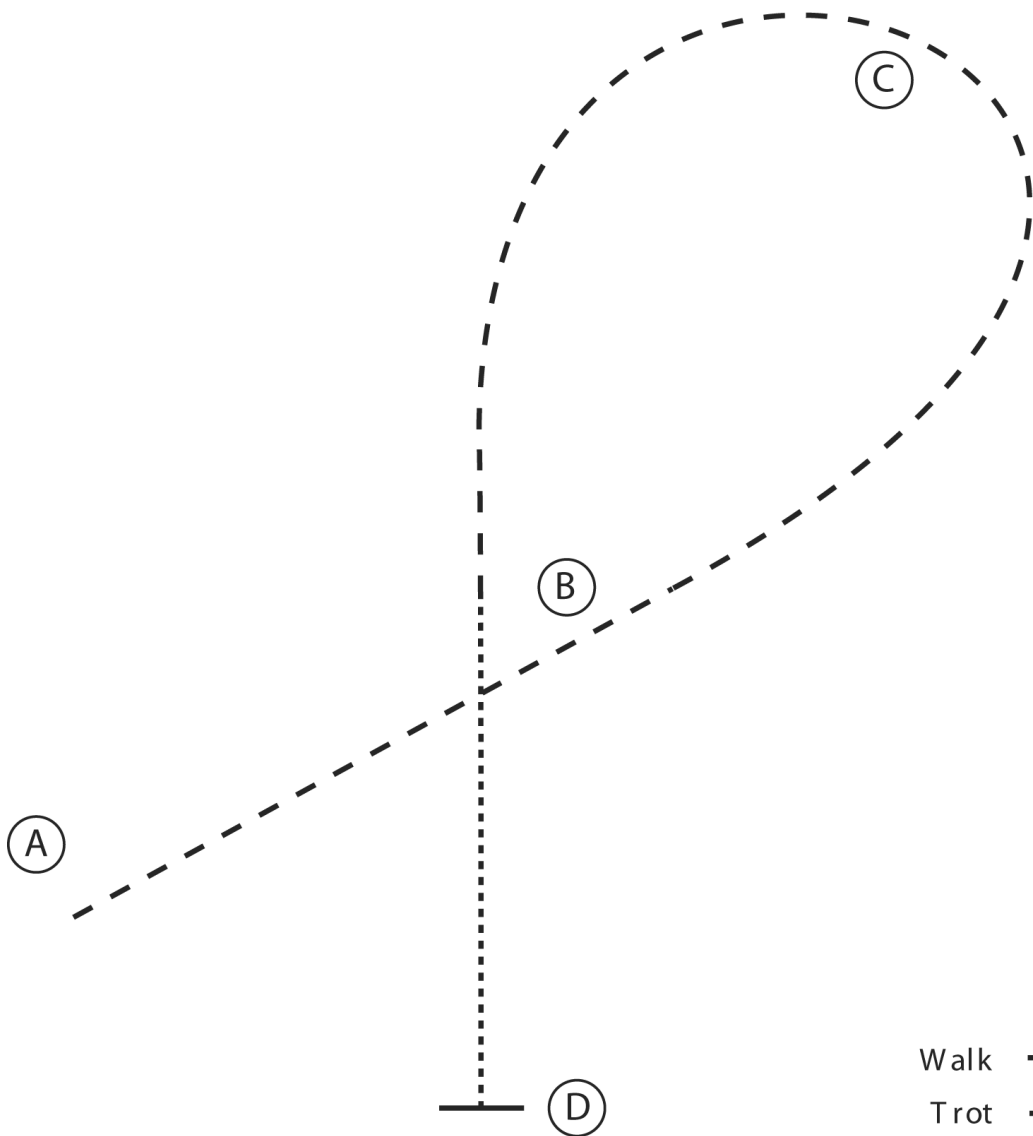
NORD-FUTURITY 2022

HUNT SEAT EQUITATION L1 Youth / L1 Amateur

Show Date: 1-4 September 2022

w w w . H o r s e S h o w P a t t e r n s . c o m

w w w . H o r s e S h o w P a t t e r n s . c o m



1. Sitting trot A to B
2. At B posting trot to C on the left diagonal
3. At C change diagonals and continue to B
4. At B walk to D
5. Stop at D

Walk
Trot	-----
Extended Trot	-----
Canter	—————
Leg Yield	
Lead Change	↘
Back	←←←←←
Marker	⊙ (B)
Sidepass	←-----←

[HSE/1-1]

Pattern Provided by:
Nicolas Perrin

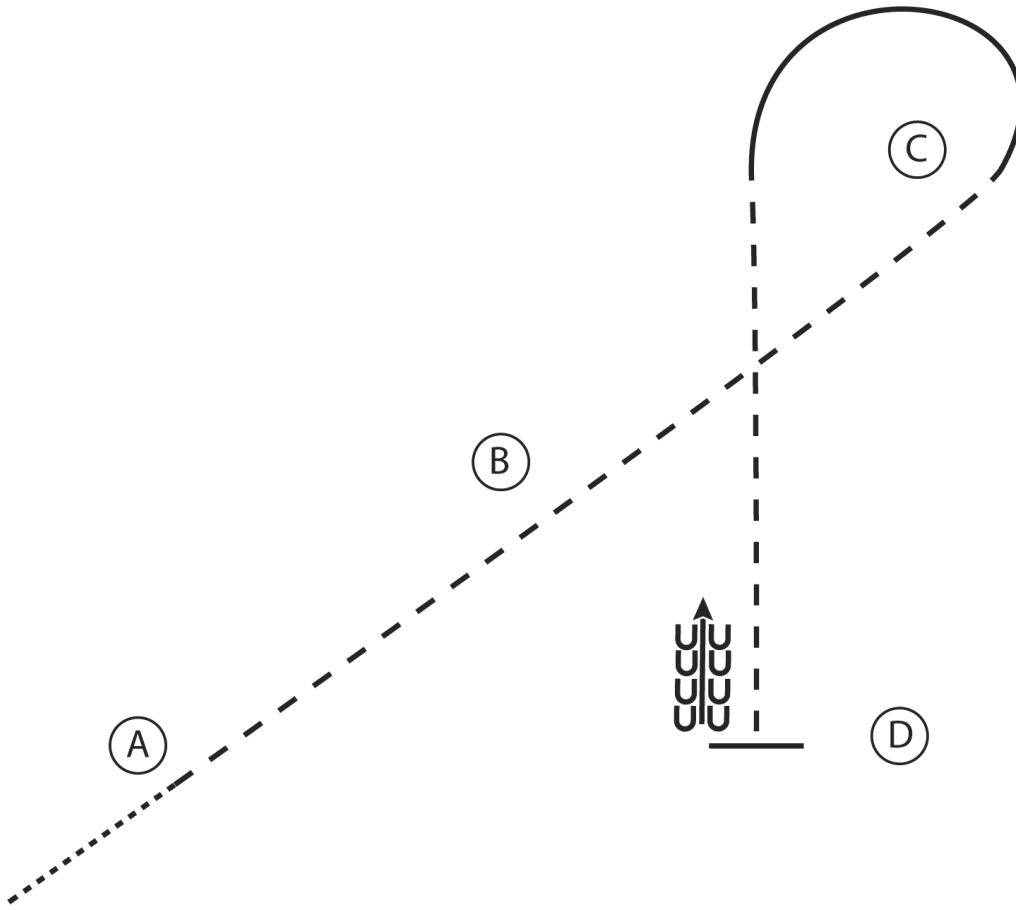
NORD-FUTURITY 2022

HUNT SEAT EQUITATION Youth

Show Date: 1-4 September 2022

w w w . H o r s e S h o w P a t t e r n s . c o m

w w w . H o r s e S h o w P a t t e r n s . c o m



1. Walk to A
2. Sitting trot to B
3. Posting trot to C on the right diagonal
4. At C canter a half circle on the left lead
5. At C posting trot to D on the left diagonal
6. Stop at D and back 4 steps

Walk
Trot	-----
Extended Trot	-----
Canter	—————
Leg Yield	
Lead Change	↘
Back	←←←←
Marker	(B)
Sidepass	←←←←

[HSE/2-2]

Pattern Provided by:

Nicolas Perrin

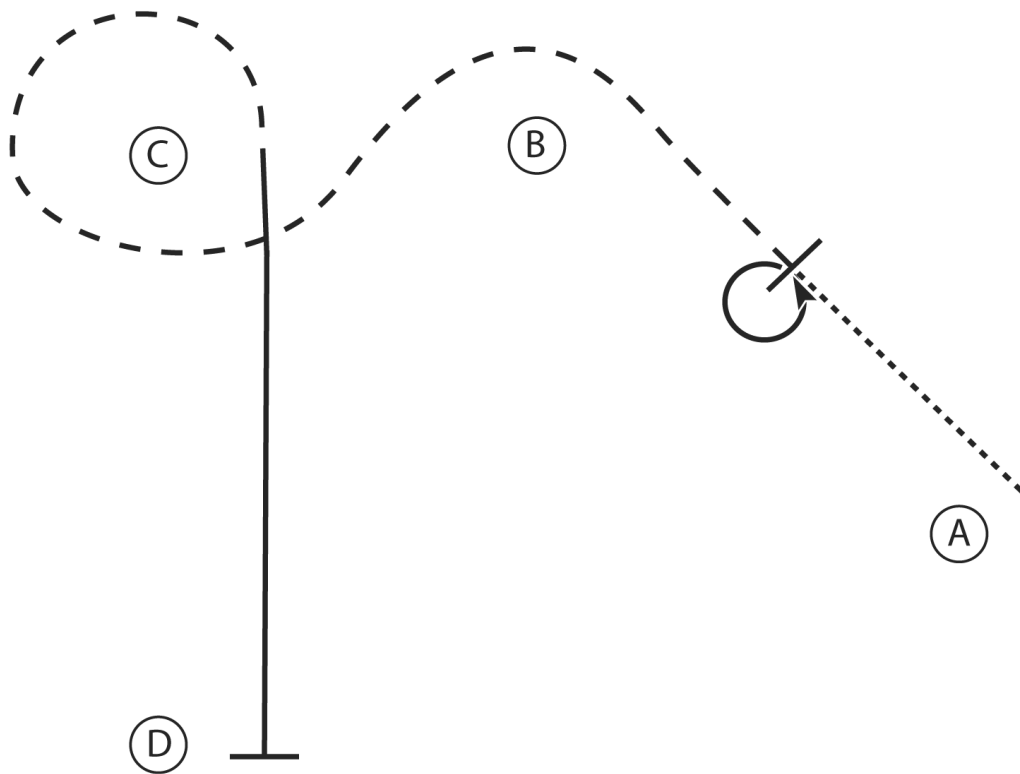
NORD-FUTURITY 2022

HUNT SEAT EQUITATION Amateur

Show Date: 1-4 September 2022

w w w . H o r s e S h o w P a t t e r n s . c o m

w w w . H o r s e S h o w P a t t e r n s . c o m



1. At A walk halfway to B
2. Stop and perform a 360 degree turn to the left on the hindquarters
3. Posting trot to and around B and in a circle around C, performing proper change of diagonal
4. At C canter to D on the right lead
5. Stop at D

Walk
Trot	- - - - -
Extended Trot	— — — — —
Canter	—————
Leg Yield	
Lead Change	↖ ↗
Back	← ← ← ← ←
Marker	⊙ (B)
Sidepass	← — — — — →

[HSE/2-1]

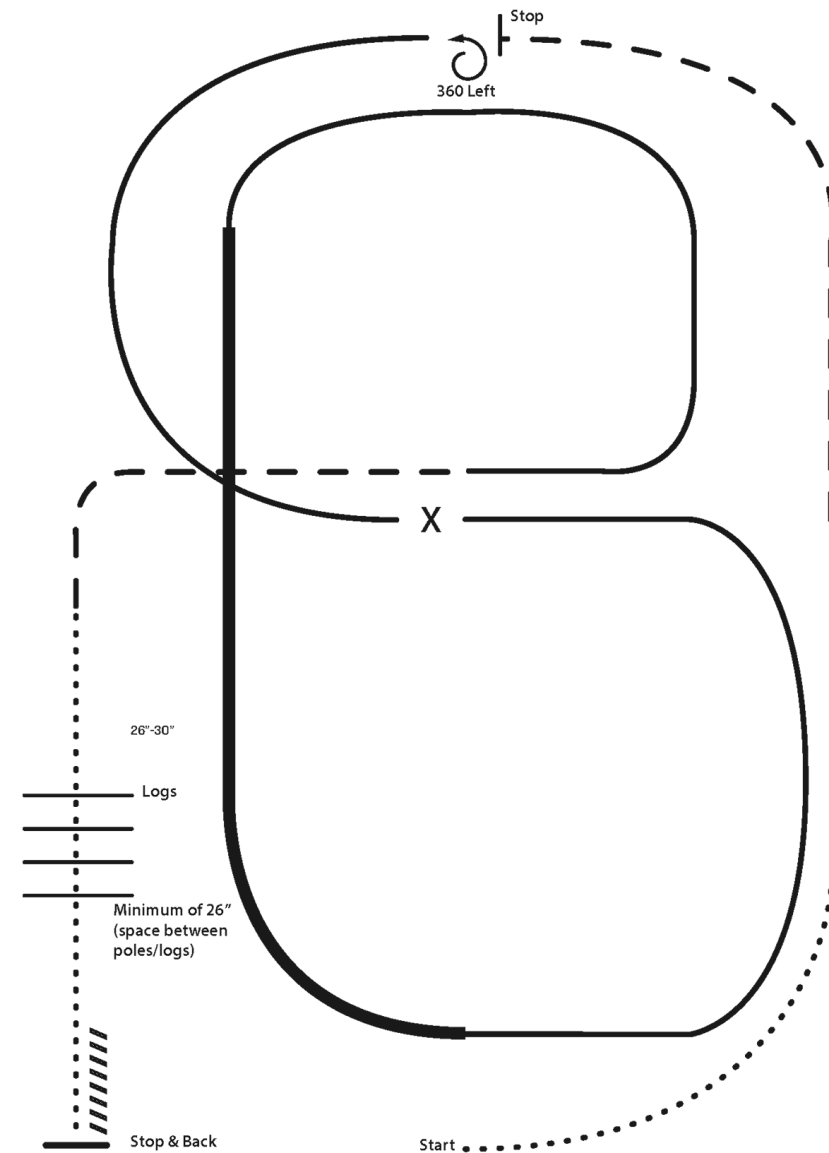
Pattern Provided by:

Nicolas Perrin

NORD-FUTURITY 2022

RANCH RIDING Youth

Show Date: 1-4 September 2022



X Lead Change
••• Walk
- - - Trot
- - - Ext Trot
- - - Lope
- - - Ext Lope
////// Back

1. Walk
2. Trot
3. Extend the trot, at the top of the arena ,stop
4. 360 degree turn to the left
5. Left lead 1/2 circle, lope to the center
6. Change leads (simple or flying)
7. Right lead 1/2 circle
8. Extended lope up the long side of the arena (right lead)
9. Collect back to a lope around the top of the arena and back to center
10. Break down to an extended trot
11. Walk over logs
12. Stop and back

[RR/AQHA-1]

Pattern Provided by:

Nicolas Perrin

www.HorseShowPatterns.com

www.HorseShowPatterns.com

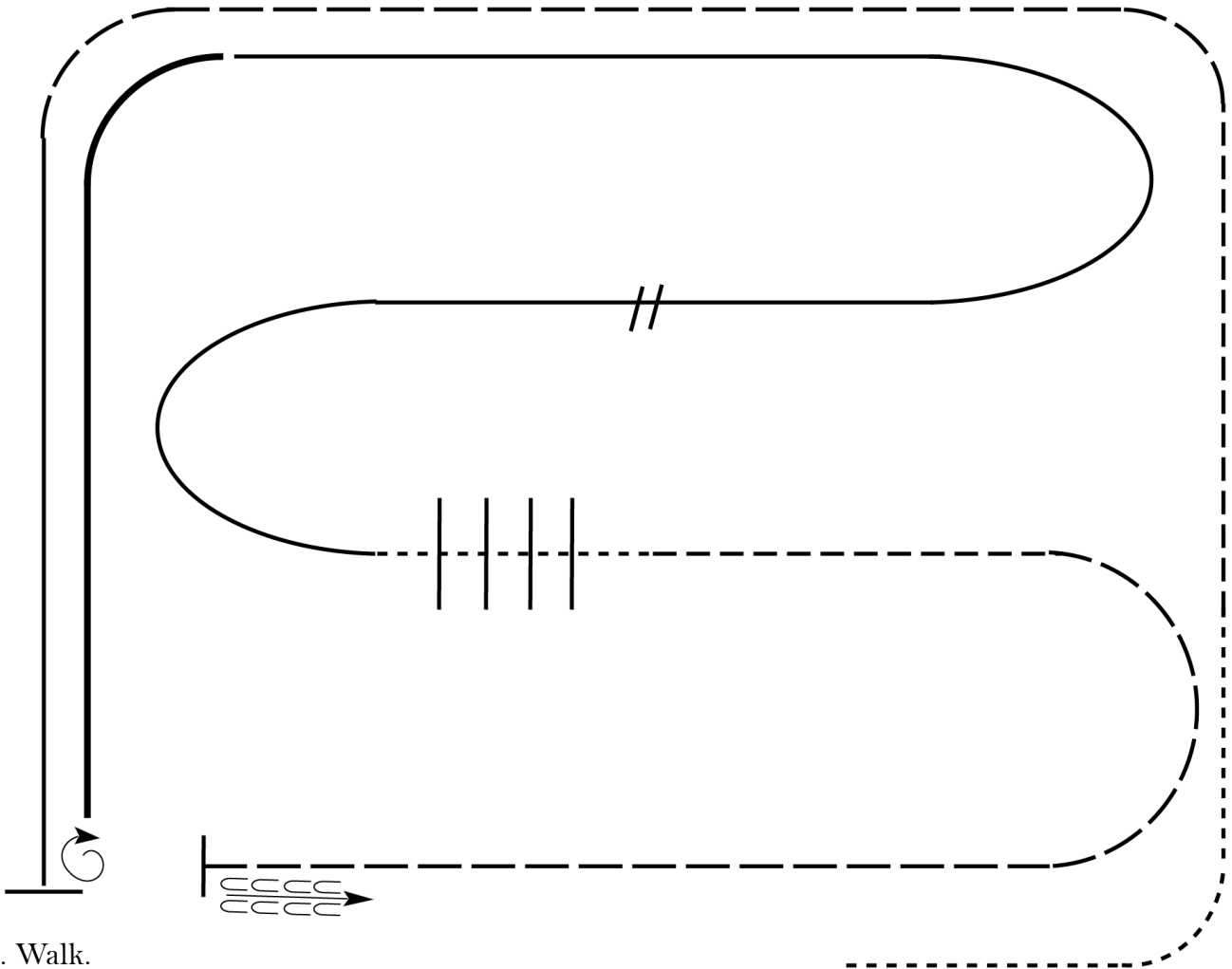
NORD-FUTURITY 2022

RANCH RIDING L1 Youth / L1 Amateur

Show Date: 1-4 September 2022

www.HorseShowPatterns.com

www.HorseShowPatterns.com



1. Walk.
2. Trot
3. Extended trot.
4. Left lead lope
5. Stop, 1 1/2 turn right
6. Extended lope
7. Collect to working lope-right lead
8. Change leads (simple or flying)
9. Walk
10. Walk over logs
11. Trot
12. Extended trot
13. Stop and back

Walk	-----
Jog	-----
Extended Jog	-----
Lope	-----
Lead Change	//
Back	←
Marker	(B)

[RR/2]

Pattern Provided by:

Nicolas Perrin

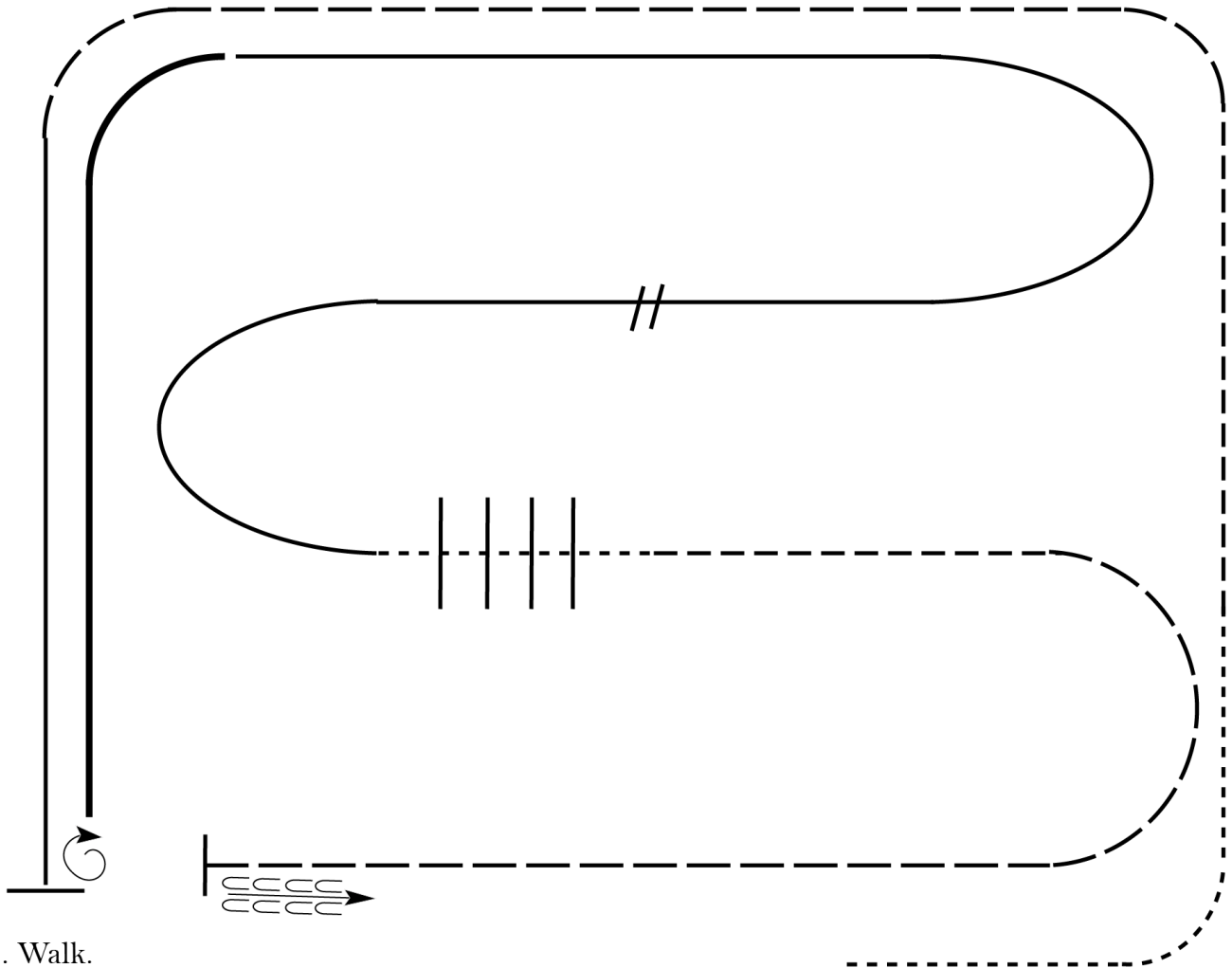
NORD-FUTURITY 2022

RANCH RIDING Amateur

Show Date: 1-4 September 2022

w w w . H o r s e S h o w P a t t e r n s . c o m

w w w . H o r s e S h o w P a t t e r n s . c o m



1. Walk.
2. Trot
3. Extended trot.
4. Left lead lope
5. Stop, 1 1/2 turn right
6. Extended lope
7. Collect to working lope-right lead
8. Change leads (simple or flying)
9. Walk
10. Walk over logs
11. Trot
12. Extended trot
13. Stop and back

Walk	-----
Jog	-----
Extended Jog	-----
Lope	-----
Lead Change	//
Back	← u u u u
Marker	(B)

[RR/2]

Pattern Provided by:

Nicolas Perrin

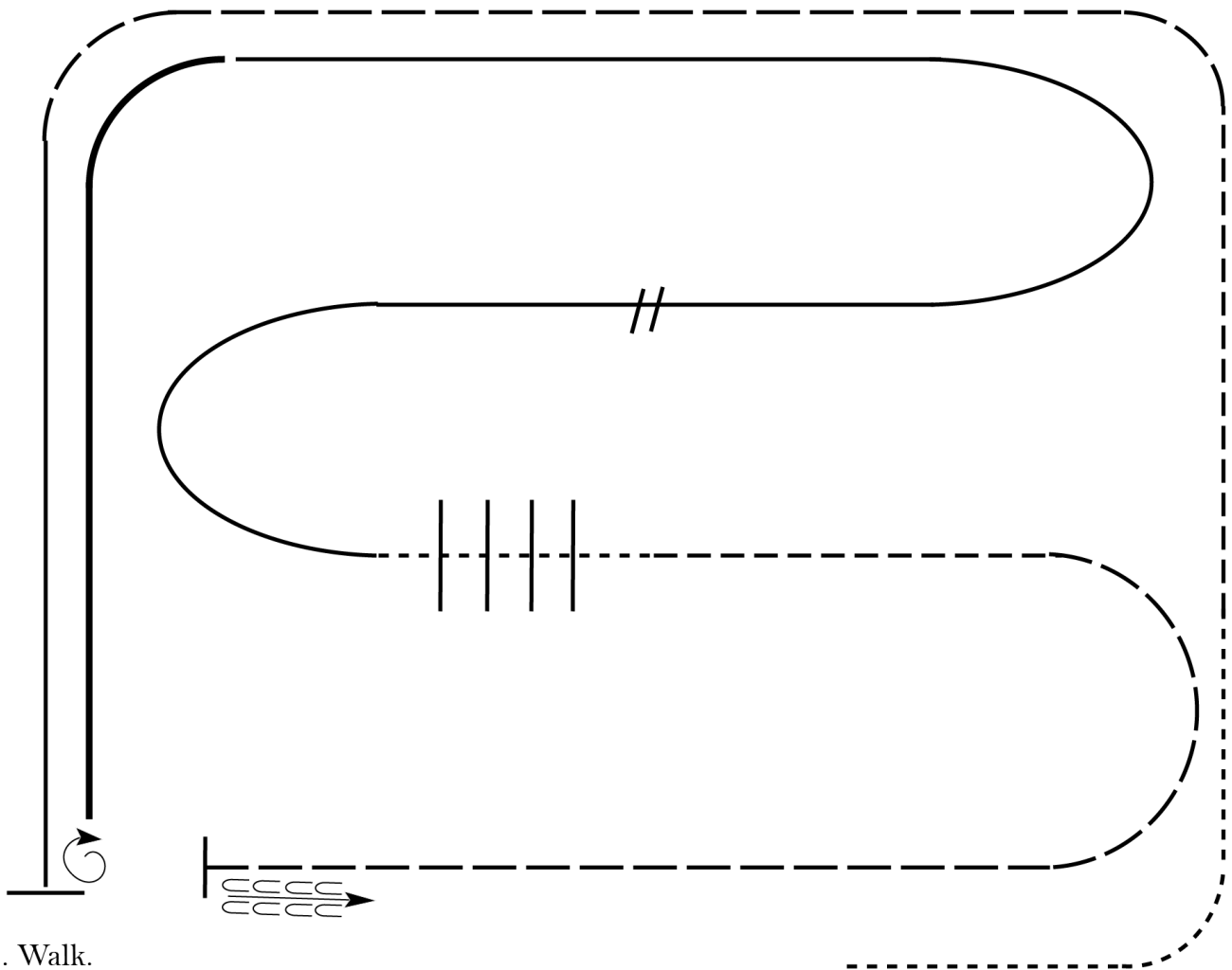
NORD-FUTURITY 2022

RANCH RIDING L1 Open

Show Date: 1-4 September 2022

www.HorseShowPatterns.com

www.HorseShowPatterns.com



1. Walk.
2. Trot
3. Extended trot.
4. Left lead lope
5. Stop, 1 1/2 turn right
6. Extended lope
7. Collect to working lope-right lead
8. Change leads (simple or flying)
9. Walk
10. Walk over logs
11. Trot
12. Extended trot
13. Stop and back

Walk	-----
Jog	- - - - -
Extended Jog	— — — — —
Lope	
Lead Change	///
Back	← ← ← ← ←
Marker	(B)

[RR/2]

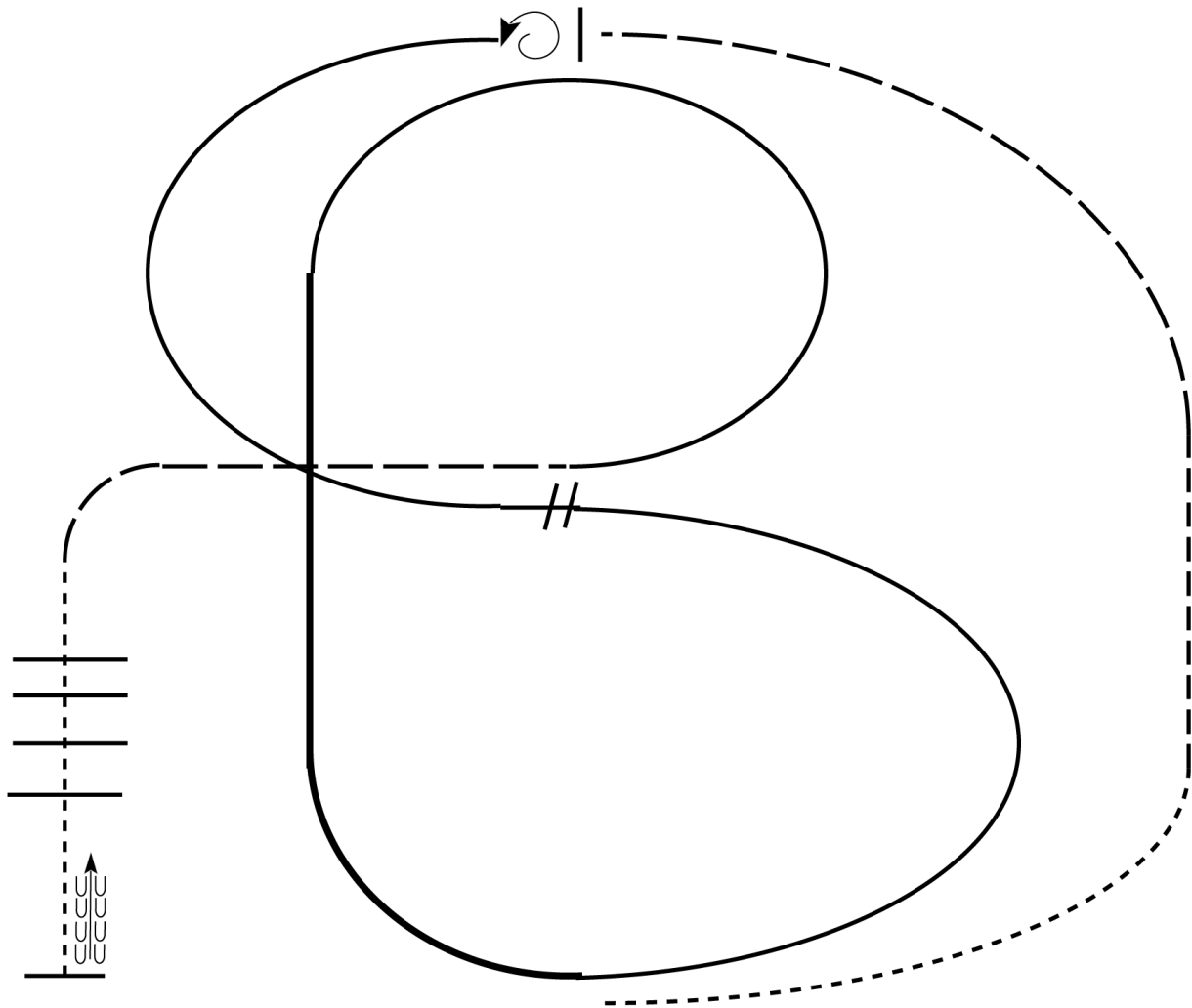
Pattern Provided by:

Nicolas Perrin

NORD-FUTURITY 2022

RANCH RIDING Open

Show Date: 1-4 September 2022



1. Walk
2. Trot
3. Extend the trot, at the top of the arena, stop
4. 360 degree turn to the left
5. Left lead 1/2 circle, lope to the center
6. Change leads (simple or flying)
7. Right lead 1/2 circle
8. Extended lope up the long side of arena (right lead)
9. Collect back to a lope around the top of the arena and back to center
10. Break down to an extended trot
11. Walk over poles.
12. Stop and back

Walk	-----
Jog	-----
Extended Jog	-----
Lope	—————
Lead Change	////
Back	←—————
Marker	ⓑ

[RR/1]

Pattern Provided by:

Nicolas Perrin

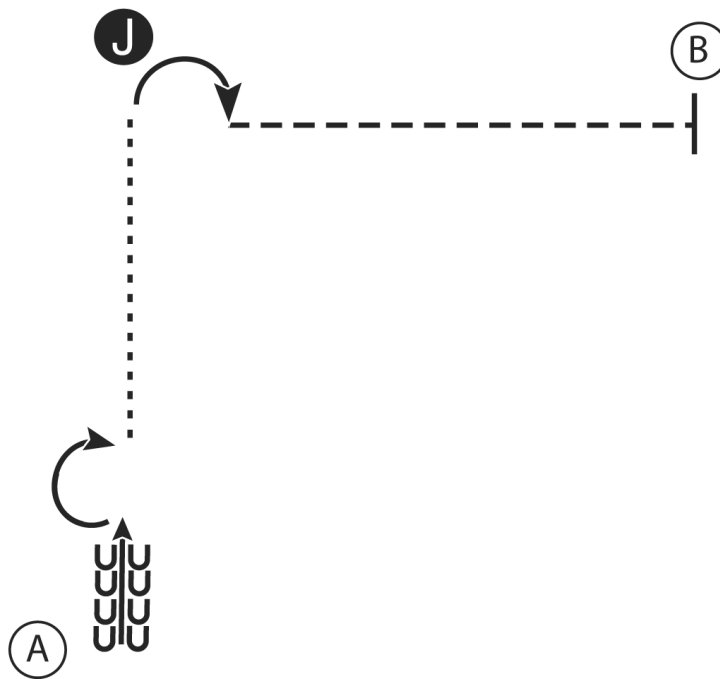
NORD-FUTURITY 2022

SHOWMANSHIP L1 Youth / L1 Amateur


Show Date: 1-4 September 2022

w w w . H o r s e S h o w P a t t e r n s . c o m

w w w . H o r s e S h o w P a t t e r n s . c o m



1. Back 4 steps at A
2. Perform a 180 degree turn
3. Walk to the judge and set up for inspection
4. When dismissed perform a 90 degree turn and trot to B
5. Stop at B

Walk
Trot - - - - -
Back ← 
Marker (B)
Judge (J)

[S/1-2]

Pattern Provided by:

Nicolas Perrin

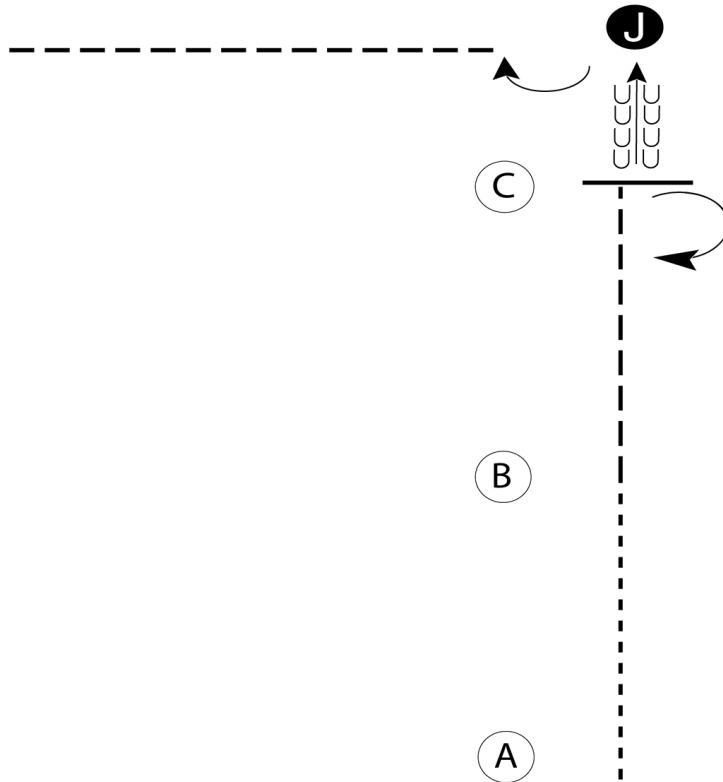
NORD-FUTURITY 2022

SHOWMANSHIP Youth

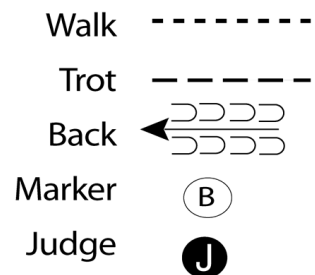
Show Date: 1-4 September 2022

w w w . H o r s e S h o w P a t t e r n s . c o m

w w w . H o r s e S h o w P a t t e r n s . c o m



1. Walk from A to B.
2. Trot from B to C.
3. Stop at C and perform a 180 degree turn.
4. Back to Judge, set up for inspection.
5. When dismissed perform a 90 degree turn and trot straight away from Judge.



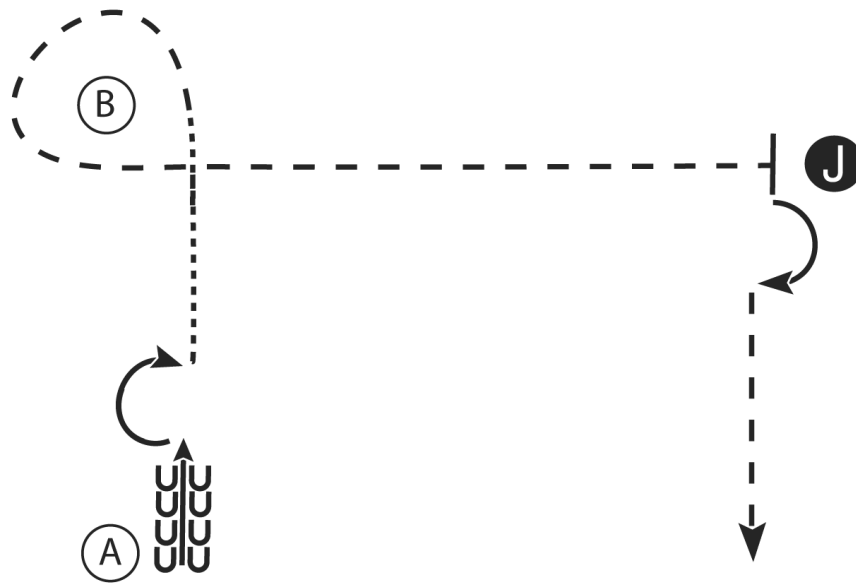
[S/2-6]

Pattern Provided by:
Nicolas Perrin

NORD-FUTURITY 2022

SHOWMANSHIP Amateur

Show Date: 1-4 September 2022



1. At A back 4 steps
2. Perform a 180 degree turn
3. Walk to B
4. At B trot around B and to the judge, set up for inspection
5. When dismissed perform a 90 degree turn and trot straight away from the judge

Walk - - - - -

Trot - - - - -

Back ←

Marker (B)

Judge (J)

[S/2-1]

Pattern Provided by:

Nicolas Perrin

w w w . H o r s e S h o w P a t t e r n s . c o m

w w w . H o r s e S h o w P a t t e r n s . c o m

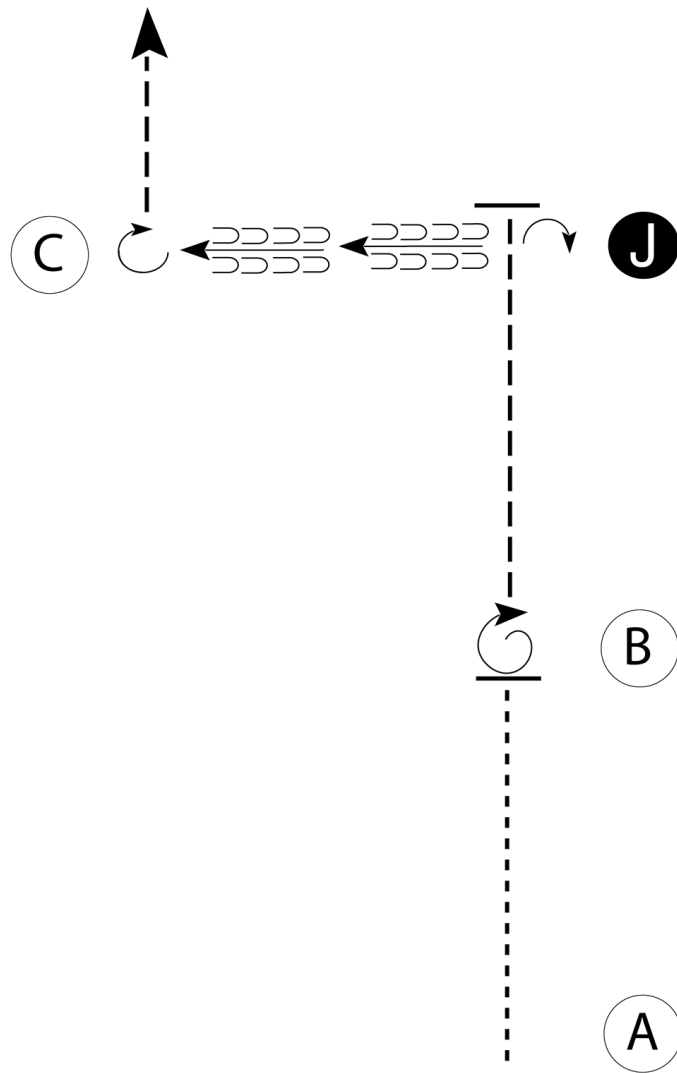
NORD-FUTURITY 2022

SHOWMANSHIP qualification Class

Show Date: 1-4 September 2022

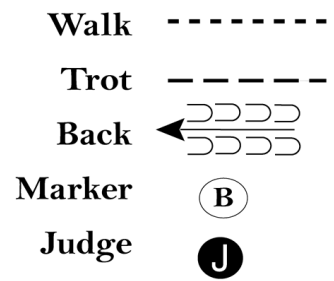
w w w . H o r s e S h o w P a t t e r n s . c o m

w w w . H o r s e S h o w P a t t e r n s . c o m



Be ready at A.

1. Walk A to B.
2. Stop at B and perform a 360 degree turn.
3. Trot until even with Judge.
4. Stop and perform a 90 degree turn; set up for inspection.
5. When dismissed, back to C.
6. Perform a 270 degree turn and trot straight away.



Follow the instructions of your ring steward.

[S/2-4]

Pattern Provided by:
Nicolas Perrin

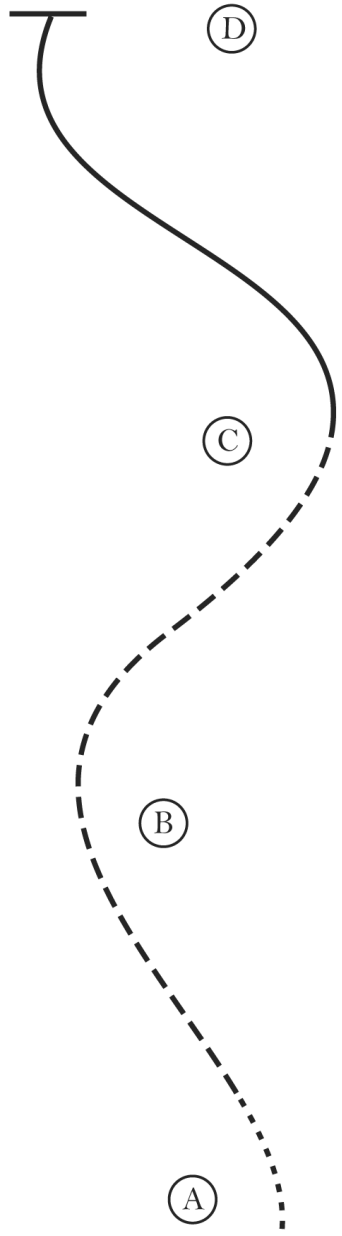
NORD-FUTURITY 2022

HORSEMANSHIP L1 Youth / L1 Amateur

Show Date: 1-4 September 2022

w w w . H o r s e S h o w P a t t e r n s . c o m

w w w . H o r s e S h o w P a t t e r n s . c o m



1. At A walk two strides
2. Jog to C
3. At C lope on the right lead to D
4. At D stop

Walk
Jog	-----
Extended Jog	-----
Lope	—————
Leg Yield	
Lead Change	↘
Back	←←←←←
Marker	(B)
Sidepass	←-----→

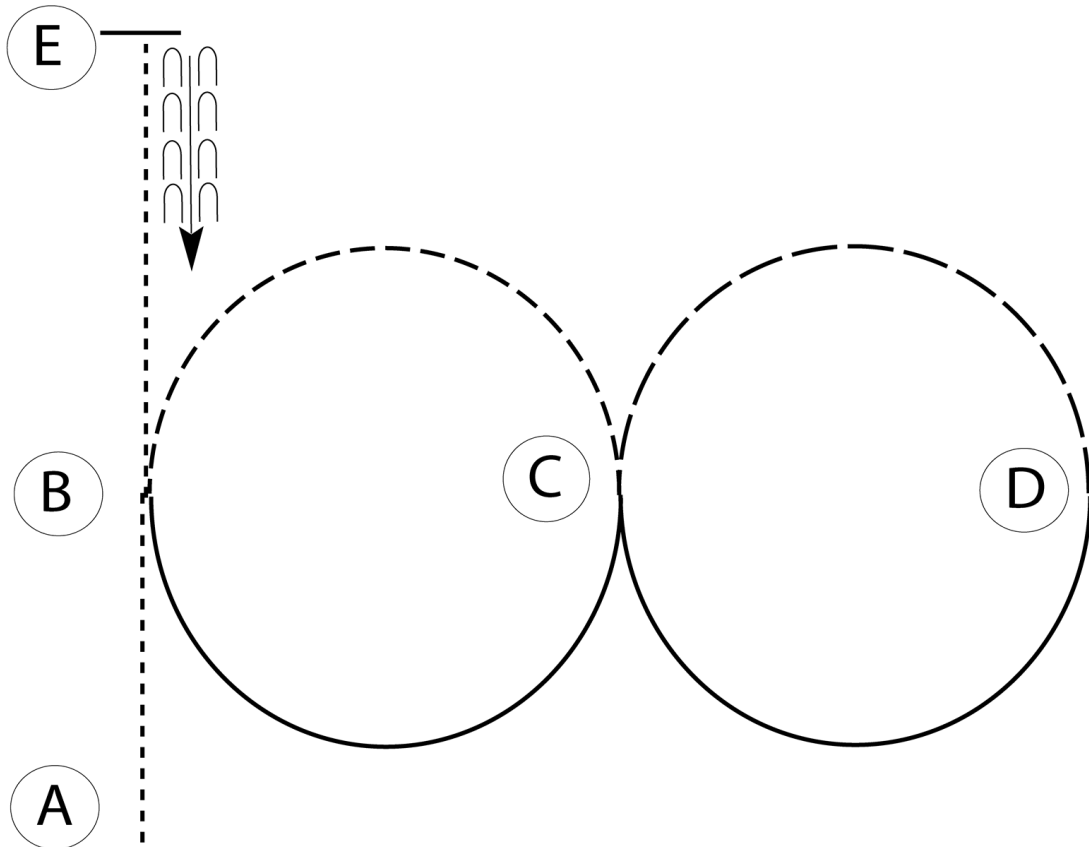
[WH/1-2]

Pattern Provided by:
Nicolas Perrin

NORD-FUTURITY 2022

HORSEMANSHIP Youth

Show Date: 1-4 September 2022



Be ready at A.

1. Walk A to B.
2. Jog a half circle to C.
3. Lope a half circle on the left lead to D.
4. Extend the jog in a half circle to C.
5. Lope a half circle on the right lead to B.
6. Walk to E.
7. Stop at E and back approximately one horse length.

Follow the instructions of your ring steward.

Walk
Jog	- - - - -
Extended Jog	- - - - -
Lope	—————
Lead Change	———/———
Back	←———
Marker	ⓑ

[WH/2-3]

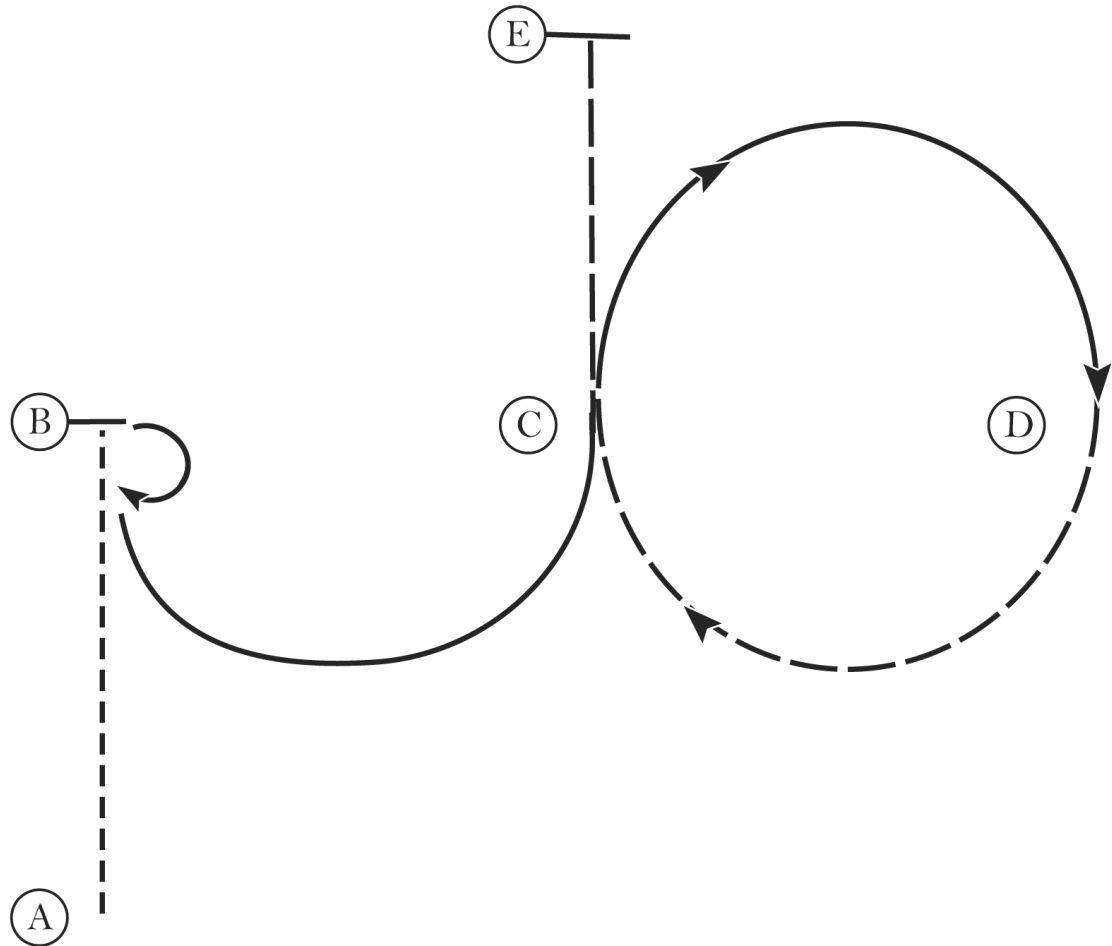
Pattern Provided by:

Nicolas Perrin

NORD-FUTURITY 2022

HORSEMANSHIP Amateur

Show Date: 1-4 September 2022



1. Jog A to B,
2. At B stop and perform a 180 degree turn to the right.
3. Lope on the right lead in a half circle to C.
4. At C maintain the right lead in a half circle to D.
5. At D extend the jog in a half circle to C and continue to E.
6. At E stop.

Walk
Jog	-----
Extended Jog	- - - - -
Lope	—————
Leg Yield	
Lead Change	↘ ↙
Back	←←←←← ↘↘↘↘↘
Marker	(B)
Sidepass	← - - - - ←

[WH/2-4]

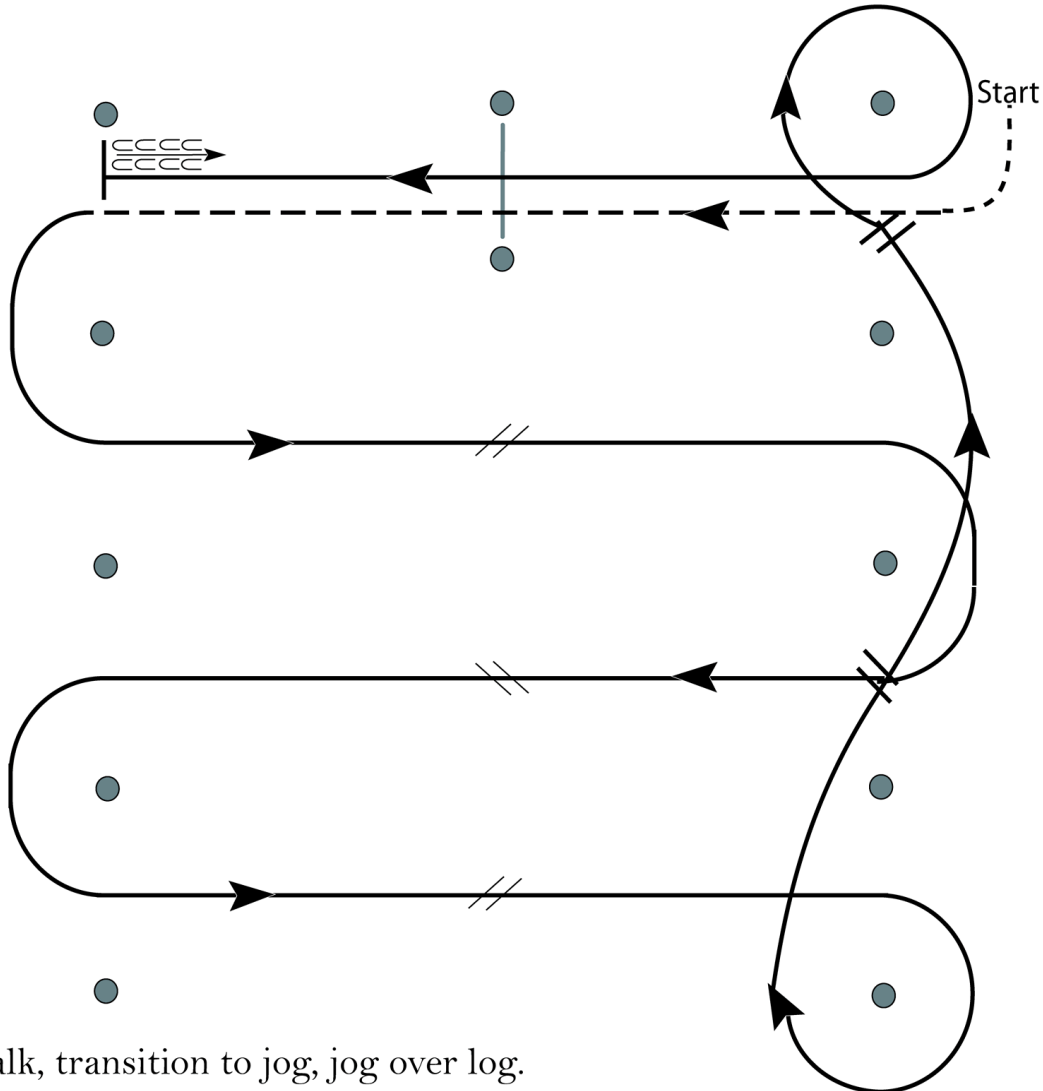
Pattern Provided by:

Nicolas Perrin

NORD-FUTURITY 2022

WESTERN RIDING L1 Youth / L1 Amateur

Show Date: 1-4 September 2022



1. Walk, transition to jog, jog over log.
2. Transition to left lead lope.
3. First crossing change.
4. Second crossing change.
5. Third crossing change.
6. Circle and first line change.
7. Second line change and circle.
8. Lope log.
9. Stop and back.

[WR/GP-2]

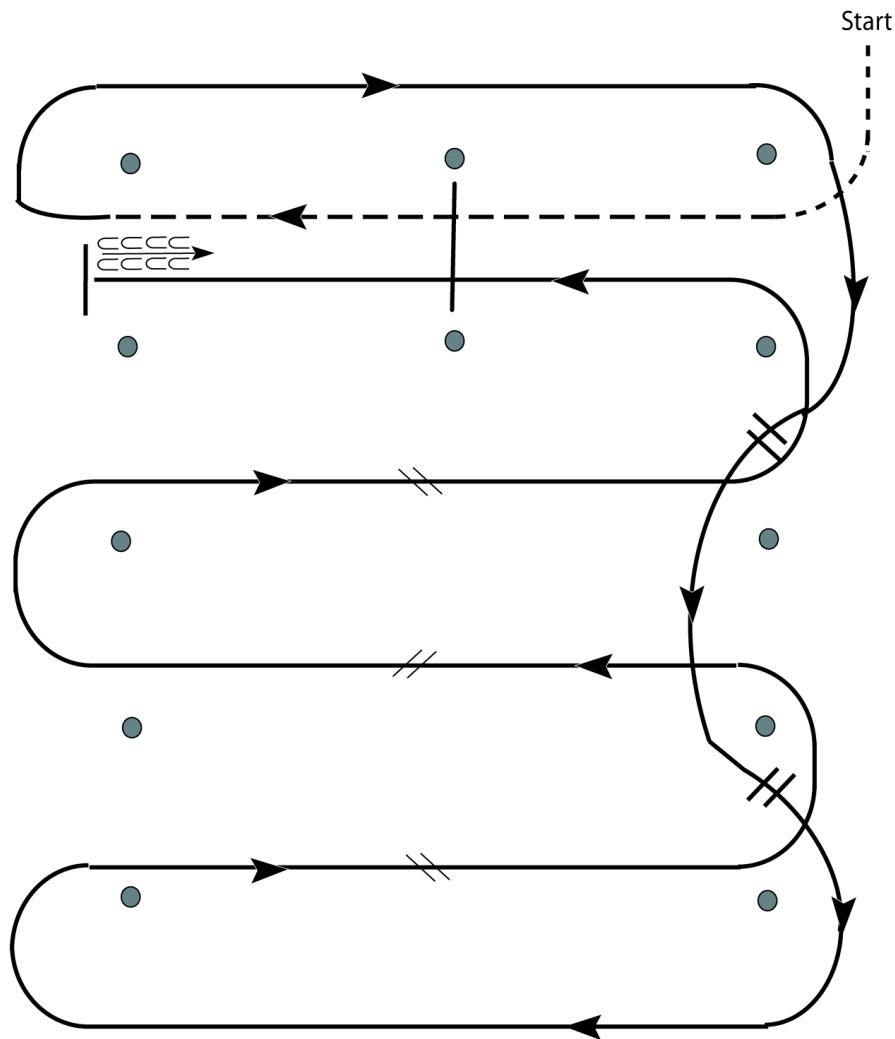
Pattern Provided by:

Nicolas Perrin

NORD-FUTURITY 2022

WESTERN RIDING Youth

Show Date: 1-4 September 2022



1. Walk, transition to jog, jog over log.
2. Transition to right lead and lope around end.
3. First line change.
4. Second line change. Lope around end of arena.
5. First crossing change.
6. Second crossing change.
7. Third crossing change.
8. Lope over log.
9. Lope, stop and back.

[WR/GP-4]

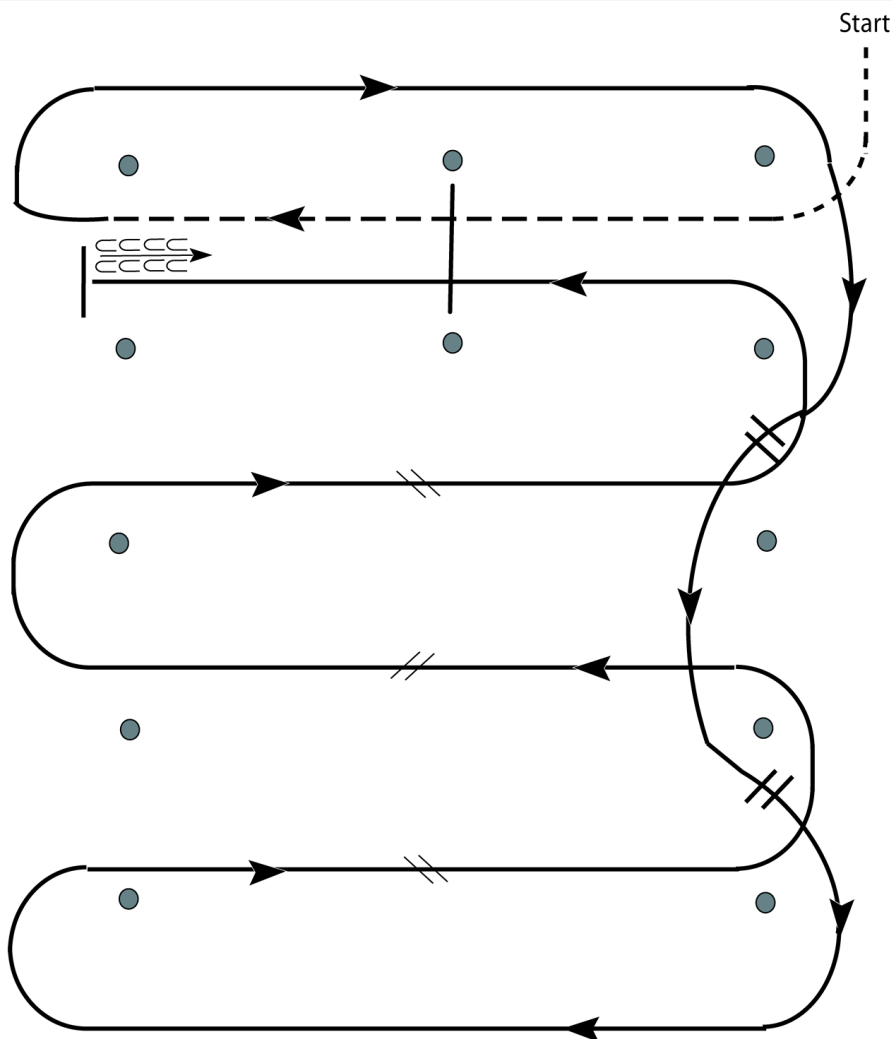
Pattern Provided by:

Nicolas Perrin

NORD-FUTURITY 2022

WESTERN RIDING L1 Open

Show Date: 1-4 September 2022



1. Walk, transition to jog, jog over log.
2. Transition to right lead and lope around end.
3. First line change.
4. Second line change. Lope around end of arena.
5. First crossing change.
6. Second crossing change.
7. Third crossing change.
8. Lope over log.
9. Lope, stop and back.

[WR/GP-3]

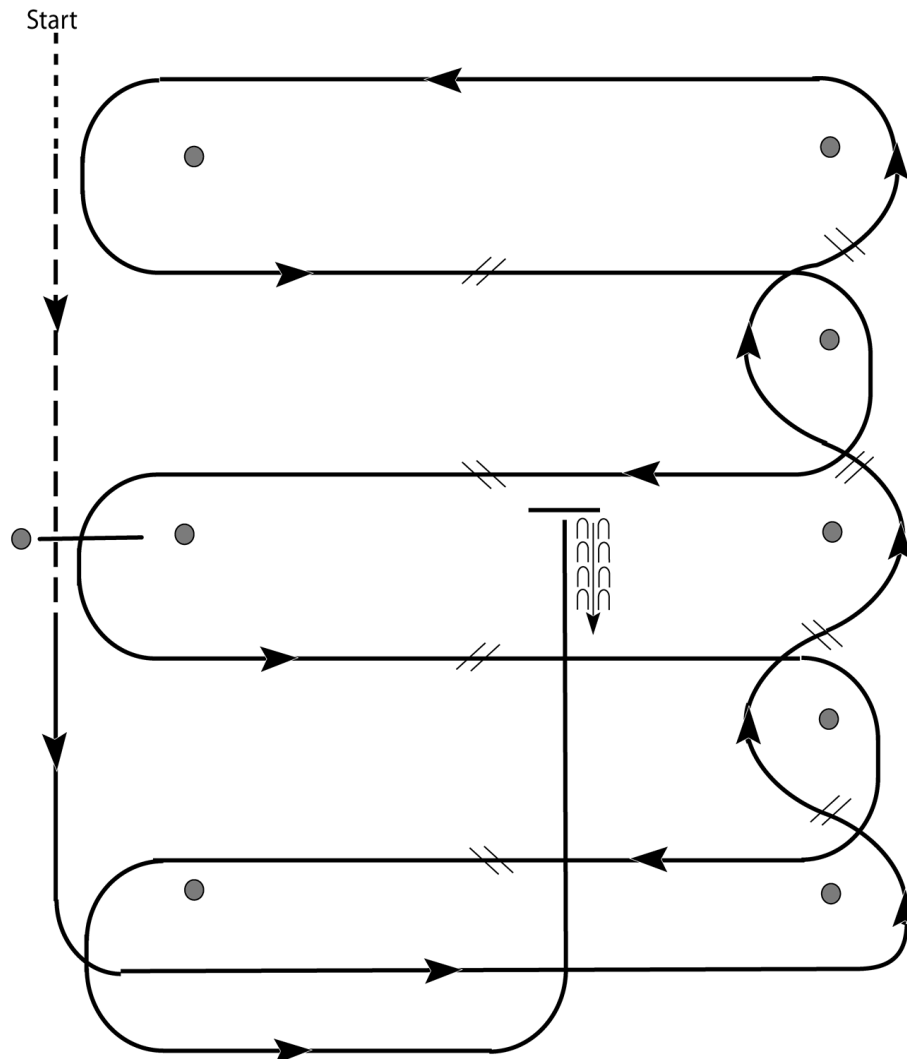
Pattern Provided by:

Nicolas Perrin

NORD-FUTURITY 2022

WESTERN RIDING Amateur

Show Date: 1-4 September 2022



1. Walk and jog over log.
2. Transition to lope and lope around end.
3. First line change.
4. Second line change.
5. Third line change.
6. Fourth line change and lope around the end of the arena.
7. First crossing change.
8. Second crossing change.
9. Lope over log.
10. Third crossing change.
11. Fourth crossing change.
12. Lope up the center, stop and back.

[WR/OP-1]

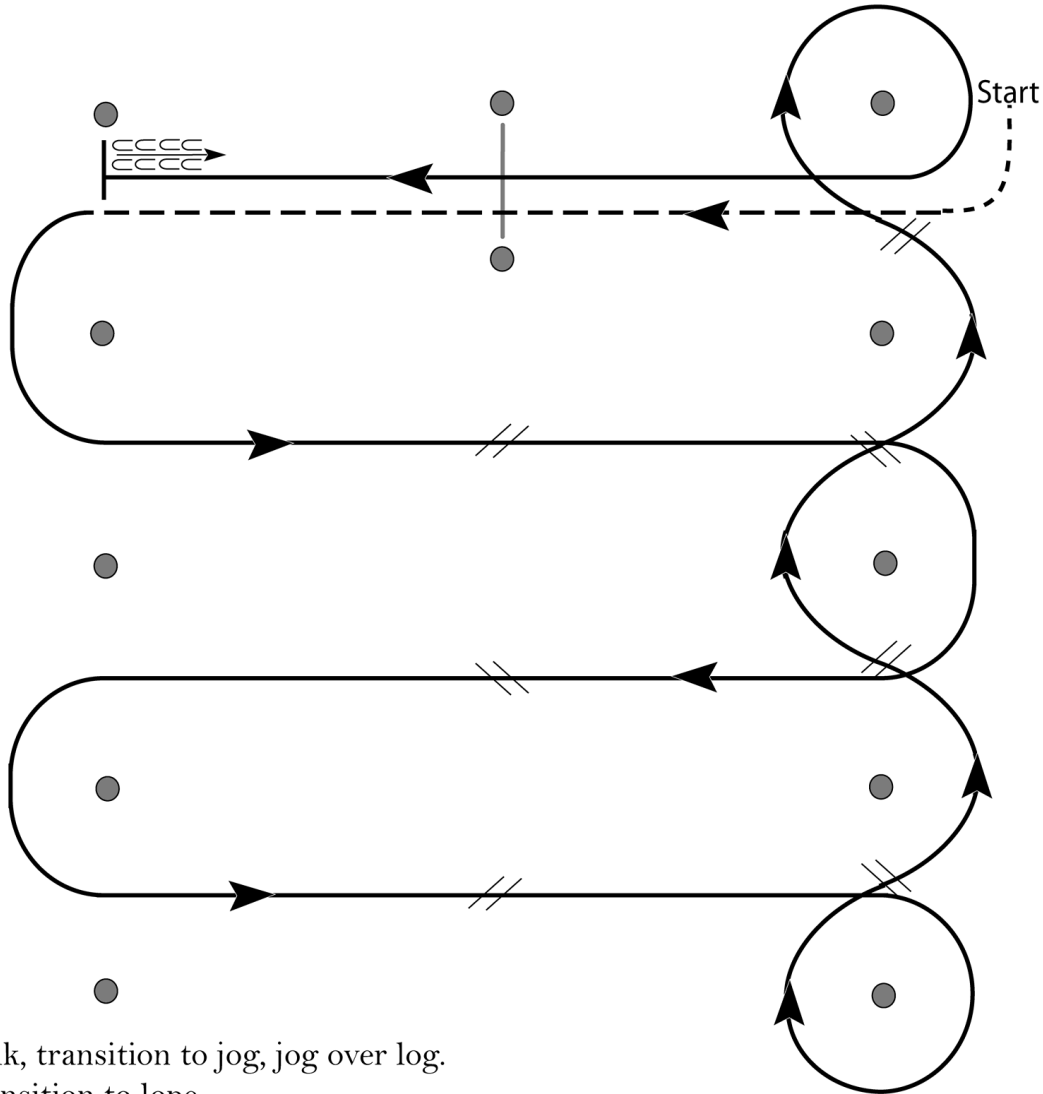
Pattern Provided by:

Nicolas Perrin

NORD-FUTURITY 2022

WESTERN RIDING Open

Show Date: 1-4 September 2022



1. Walk, transition to jog, jog over lope.
2. Transition to lope.
3. First crossing change.
4. Second crossing change.
5. Third crossing change.
6. Circle and first line change.
7. Second line change.
8. Third line change.
9. Fourth line change and circle.
10. Lope lope.
11. Lope, stop and back.

[WR/OP-2]

Pattern Provided by:

Nicolas Perrin