

Patternübersicht

Reining

8347	VWB	Novice Jugend Reining	VWB-Pattern	5
8348	VWB	Jugend Reining	VWB-Pattern	6
9340	VWB	Einsteiger Reining	VWB-Pattern	7
7340	VWB	Amateur Reining	VWB-Pattern	11
6340	VWB	Offen Reining	VWB-Pattern	2
5055	VWB	Bavarian Golden Series Reining	VWB-Pattern	9
1341	AQHA 1/2	Open Junior Reining	AQHA-Pattern	6
1342	AQHA 1/2	Open Senior Reining	AQHA-Pattern	11
1343	AQHA 1/2	Open Green Reining	AQHA-Pattern	8
2340	AQHA 1/2	Amateur Reining	AQHA-Pattern	6
3340	AQHA 1/2	Novice Amateur Reining	AQHA-Pattern	5
1341	AQHA 3/4	Open Junior Reining	AQHA-Pattern	4
1342	AQHA 3/4	Open Senior Reining	AQHA-Pattern	7
1343	AQHA 3/4	Open Green Reining	AQHA-Pattern	4
2340	AQHA 3/4	Amateur Reining	AQHA-Pattern	2
3340	AQHA 3/4	Novice Amateur Reining	AQHA-Pattern	8
4340	AQHA 3/4	Youth Reining	AQHA-Pattern	5
5010	NRHA	Open Morrison Trophy	NRHA-Pattern	5
5012	NRHA	Open Intermediate	NRHA-Pattern	6
5013	NRHA	Open Novice Horse	NRHA-Pattern	8
5020	NRHA	Non Pro Morrison Trophy	NRHA-Pattern	2
5022	NRHA	Non Pro Intermediate	NRHA-Pattern	11
5023	NRHA	Non Pro Limited	NRHA-Pattern	8

Western Riding

6360	VWB	Offen Western Riding	VWB-Pattern	2
7360	VWB	Amateur Western Riding	VWB-Pattern	4
1360	AQHA 1/2	Open Western Riding	AQHA-Pattern	3
1363	AQHA 1/2	Green Western Riding	Green-Pattern	1
2360	AQHA 1/2	Amateur Western Riding	AQHA-Pattern	1
1360	AQHA 3/4	Open Western Riding	AQHA-Pattern	4
1363	AQHA 3/4	Green Western Riding	Green-Pattern	2
2360	AQHA 3/4	Amateur Western Riding	AQHA-Pattern	2

Ranch Riding

6430	VWB	Offen Ranch Riding	AQHA-Pattern	5
7430	VWB	Amateur Ranch Riding	AQHA-Pattern	2
5054	VWB	Bavarian Golden Series Ranch Riding	Patternheft Seite	9
1430	AQHA 1/2	Open Ranch Riding	AQHA-Pattern	2
2430	AQHA 1/2	Amateur Ranch Riding	AQHA-Pattern	1
1430	AQHA 3/4	Open Ranch Riding	AQHA-Pattern	4
2430	AQHA 3/4	Amateur Ranch Riding	AQHA-Pattern	3

Patternübersicht

Western Combination

6600	VWB	Offen Western Combination	VWB-Pattern	2
------	-----	---------------------------	-------------	---

Jungpferde

6840	VWB	Jungpferde-Reining	VWB-Pattern	2
6880	VWB	Jungpferde-Trail	VWB-Pattern	2
6890	VWB	Jungpferde-Basis	VWB-Pattern	2

Trail

1381	AQHA 1/2	Open Junior Trail	Seite	11
1382	AQHA 1/2	Open Senior Trail	Seite	11
1383	AQHA 1/2	Green Trail	Seite	10
2380	AQHA 1/2	Amateur Trail	Seite	10
2388	AQHA 1/2	Amateur Select Trail	Seite	10
3380	AQHA 1/2	Novice Amateur Trail	Seite	11
1381	AQHA 3/4	Open Junior Trail	Seite	17
1382	AQHA 3/4	Open Senior Trail	Seite	16
1383	AQHA 3/4	Green Trail	Seite	12
2380	AQHA 3/4	Amateur Trail	Seite	12
3380	AQHA 3/4	Novice Amateur Trail	Seite	17
5380	AQHA 3/4	Rookie Amateur Trail	Seite	13
4380	AQHA 3/4	Youth Trail	Seite	17
6180	VWB	Trail in Hand	Seite	14
6380	VWB	Offen Trail	Seite	13
6390	VWB	Offen Ranch Trail	Seite	14
7380	VWB	Amateur Trail	Seite	16
9380	VWB	Einsteiger Trail	Seite	15
8387	VWB	Novice Jugend	Seite	15
8388	VWB	Jugend	Seite	16
5050	VWB	Bavarian Golden Series Trail	Seite	15

Showmanship

VWB	alle Showmanship VWB	Seite	20 / 21
AQHA 1/2	alle Showmanship AQHA 1/2	Seite	18
AQHA 3/4	alle Showmanship AQHA 3/4	Seite	19
VWB	Bavarian Golden Series Showmanship	Seite	22

Horsemanship

VWB	alle Horsemanship VWB	Seite	25 / 27
AQHA 1/2	alle Horsemanship AQHA 1/2	Seite	22 / 23
AQHA 3/4	alle Horsemanship AQHA 3/4	Seite	23 / 24
VWB	Bavarian Golden Series Horsemanship	Seite	27

Hunt Seat Equitation

AQHA 1/2	alle Hunt Seat Equitation AQHA 1/2	Seite	29
AQHA 3/4	alle Hunt Seat Equitation AQHA 3/4	Seite	30

VWB-Termine 2016

KAT I	
1.-3.10.	Indian Summer Show, Kreuth VWB-Show, 1-fach AQHA-Show, NRHA-Show
Kat II	
10.7.	PSV Freystadt bei Neumarkt
24.7.	Thierhauptener Westerturnier bei Augsburg
30./31.7.	Lousy Creek Ranch, Neuching bei München
20./21.8.	Schnyder-Ranch, Ravensburg
24.9.	Green Ground Ranch, Burgebrach bei Bamberg

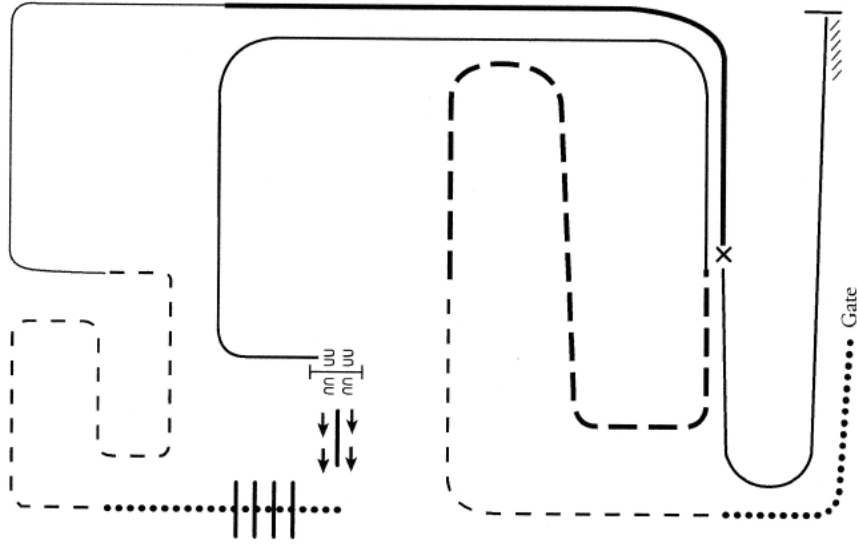
VWB-Kurse 2016

22.-24.07.	3-Tage Ranch Riding Kurs mit Jenny Zeller, Kreuth
15.-17.08.	3-Tage Trail Kurs mit Andy Schmidt, Kreuth
22.-24.08.	3-Tage Jugend-Kurs mit Jadasa Jablonowski, Kreuth



Weitere Infos unter westernreiten-online.de

VWB Bavarian Golden Series Ranch Riding Final



1. walk
2. Trot
3. Extended Trot.
4. Left lead lope; stop
5. Right hand push gate
6. Sidepass left
7. Walk over logs
8. Trot corners
9. Right lead lope
10. Extended lope
11. Change leads
12. Left lead lope
13. Stop and back

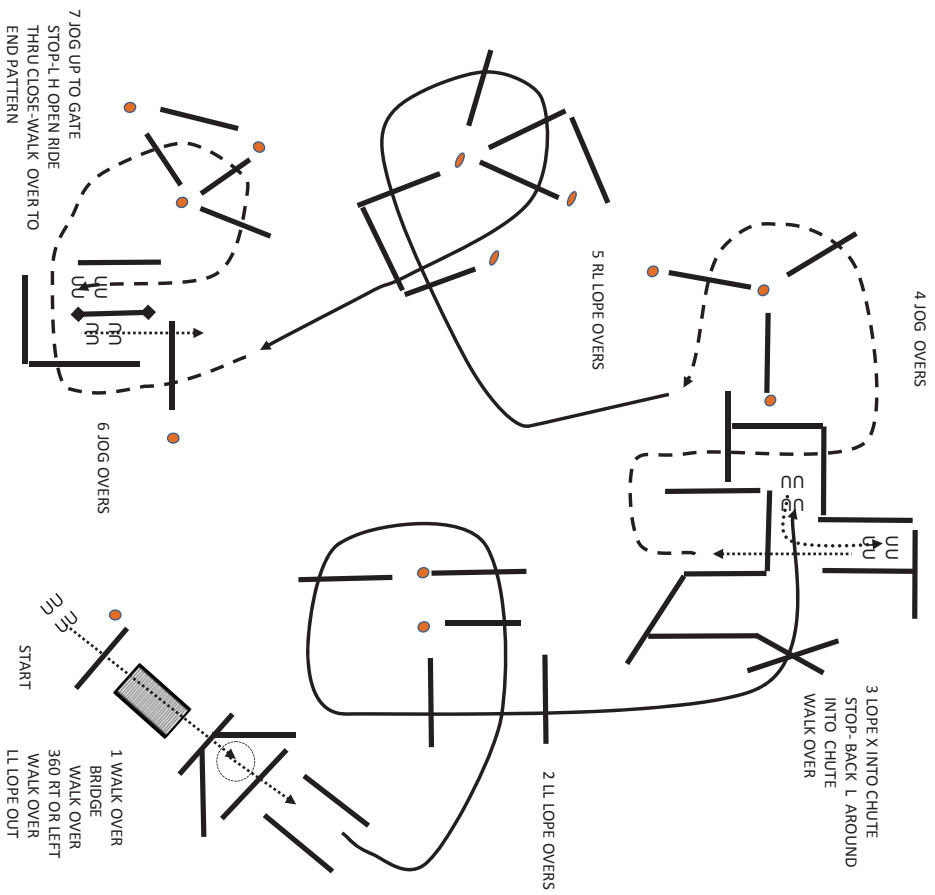
NOTE: The drawn description of this pattern is only intended for the general depictions of the pattern.
Contestants should utilize the arena space to best exhibit their horses.

BAVARIAN SUMMER

WEDNESDAY/MITTWOCH

29.06.2016

#2380 AQHA AMATEUR TRAIL
#2388 AQHA SELECT AMATEUR TRAIL



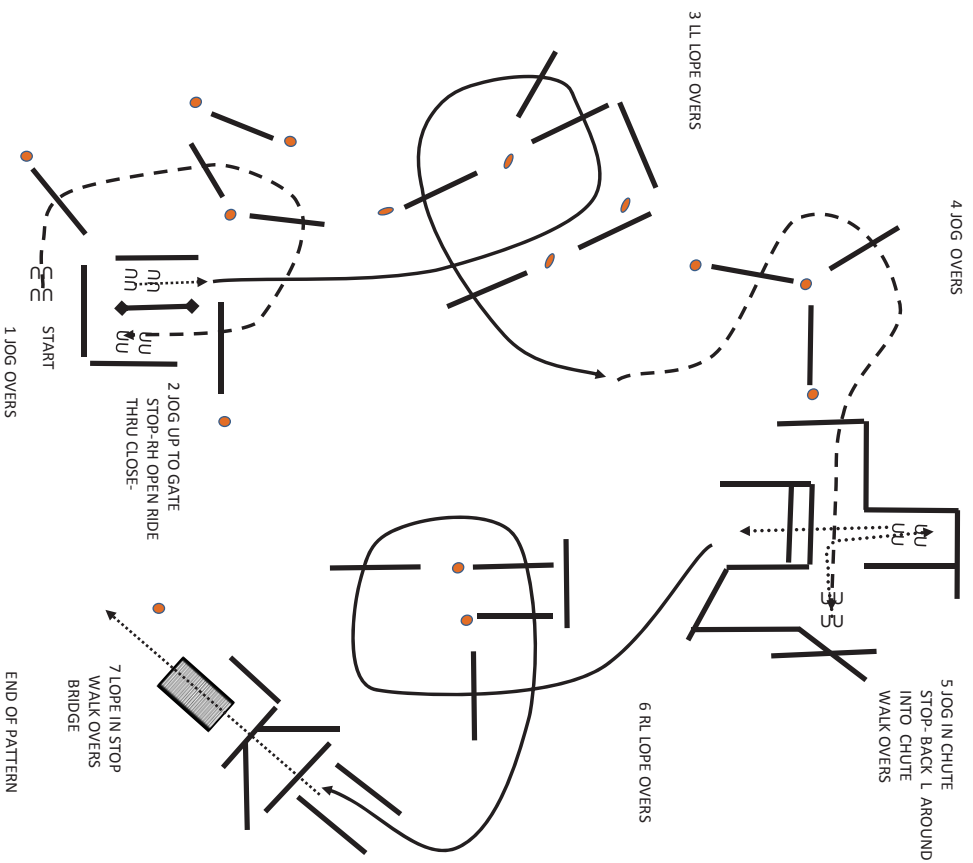
AnDennis Design
2016



BAVARIAN SUMMER SHOW

WEDNESDAY/MITTWOCH 29.06.2016

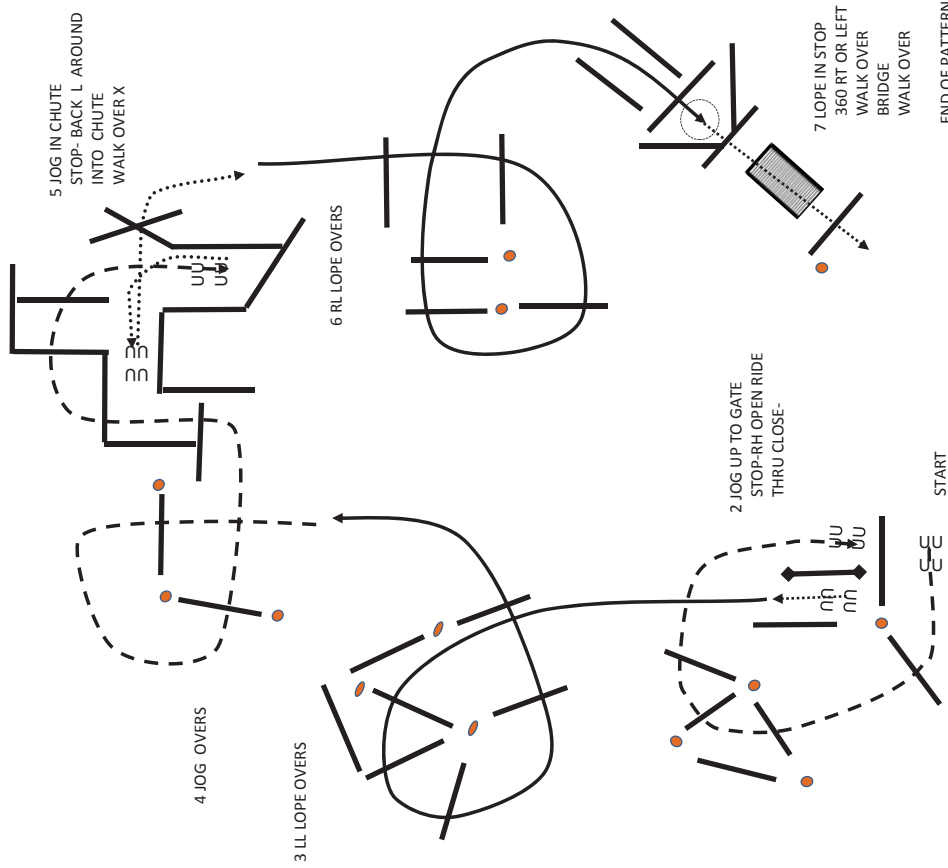
#1383 AQHA GREEN TRAIL



AnDennis Design
2016



#1382 AQHA SENIOR TRAIL



1 JOG OVERS

2 JOG UP TO GATE
STOP-RH OPEN RIDE
THRU CLOSE

4 JOG OVERS

3 LL LOPE OVERS

5 JOG IN CHUTE
STOP-BACK L AROUND
INTO CHUTE
WALK OVER X

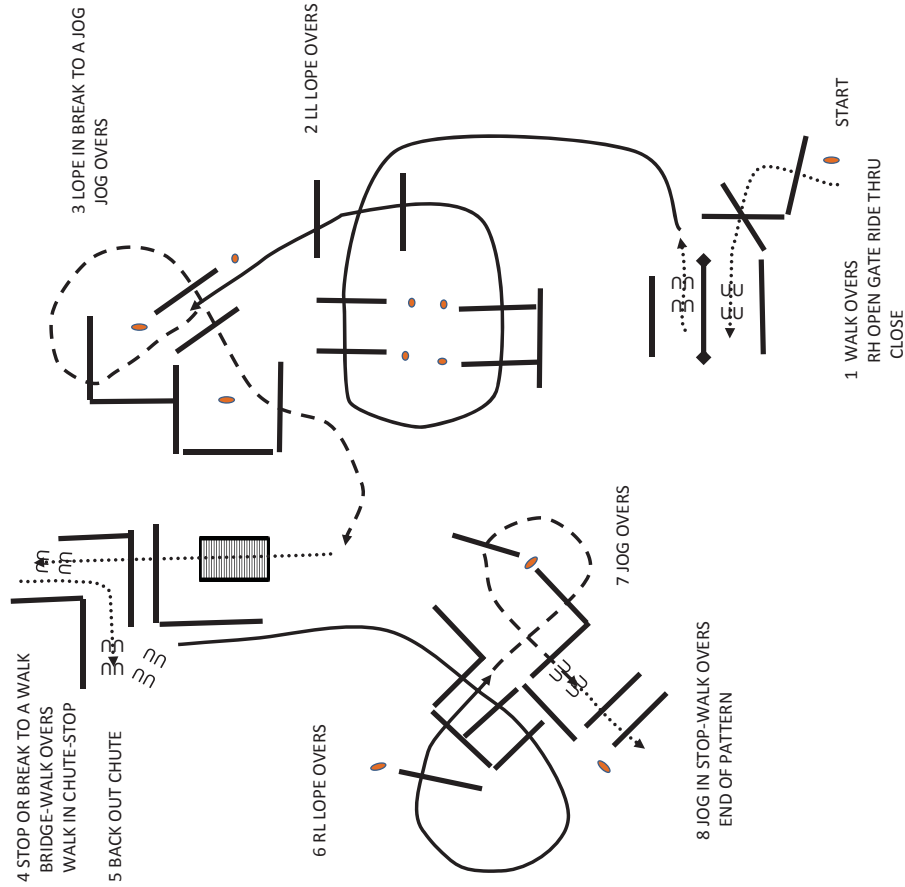
6 RL LOPE OVERS

7 LOPE IN STOP
360 RT OR LEFT
WALK OVER
BRIDGE
WALK OVER
END OF PATTERN



AnnDennis Design
2016

#3380 AQHA NOV AMATEUR TRAIL
#1381 AQHA JUNIOR HORSE



1 WALK OVERS
RH OPEN GATE RIDE THRU
CLOSE
START

6 RL LOPE OVERS

4 STOP OR BREAK TO A WALK
BRIDGE-WALK OVERS
WALK IN CHUTE-STOP

3 LOPE IN BREAK TO A JOG
JOG OVERS

2 LL LOPE OVERS

7 JOG OVERS

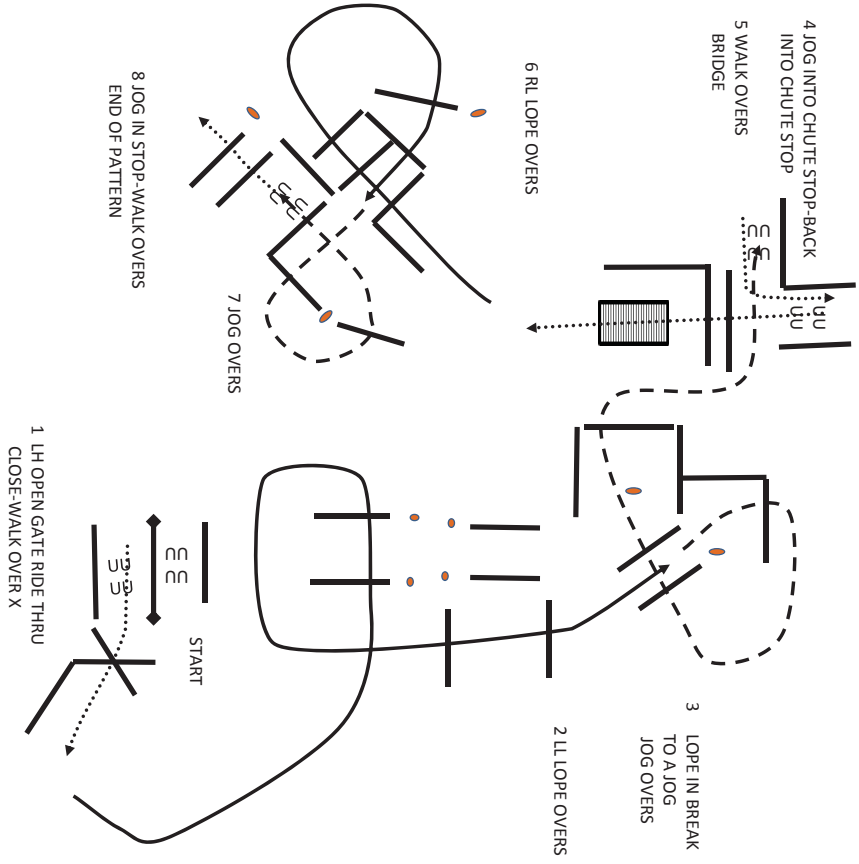
8 JOG IN STOP-WALK OVERS
END OF PATTERN

AnnDennisDesign 2016
ALL RIGHTS RESERVED

BAVARIAN SUMMER SHOW

THURSDAY / DONNERSTAG 30.06.2016

#1383 AQHA GREEN HORSE TRAIL

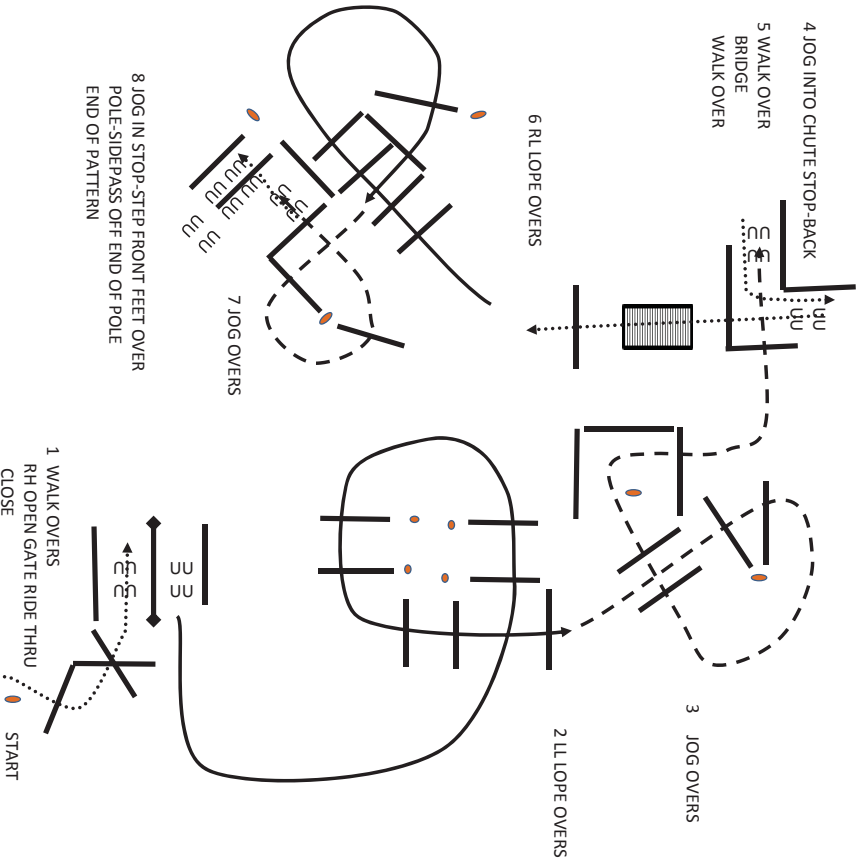


AnnDennisDesign 2016
ALL RIGHTS RESERVED

BAVARIAN SUMMER SHOW

THURSDAY / DONNERSTAG 30.06.2016

#2380 AQHA AMATEUR TRAIL



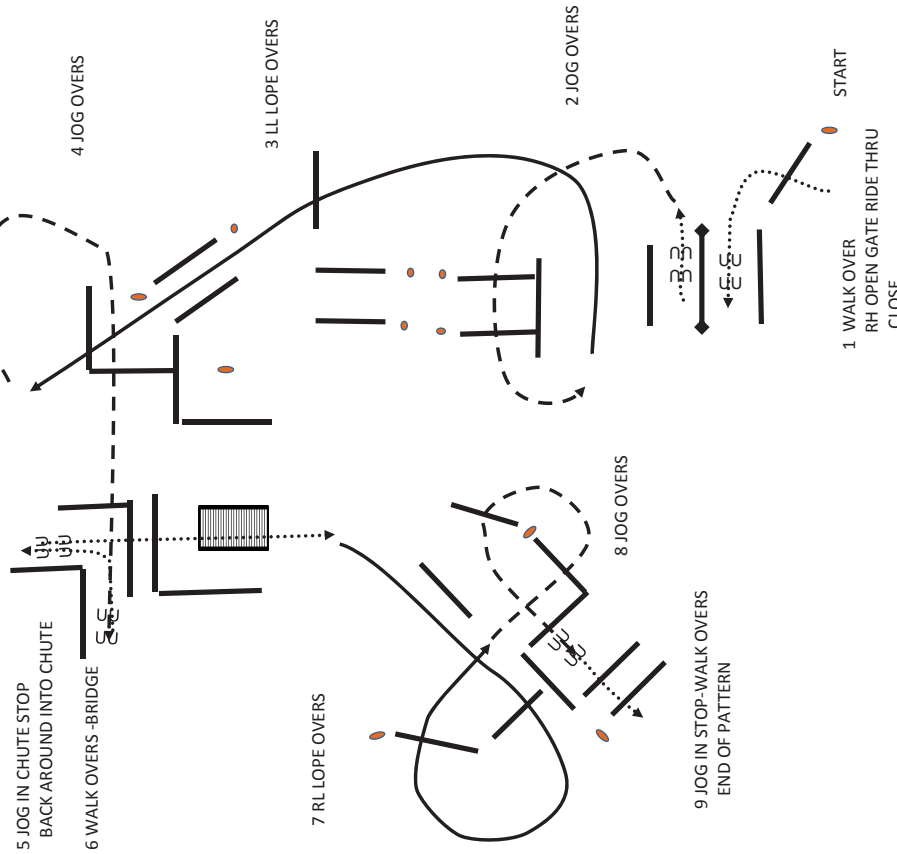
AnnDennisDesign 2016
ALL RIGHTS RESERVED

Pattern

BAVARIAN SUMMER SHOW

THURSDAY / DONNERSTAG 30.06.2016

5380 AQHA ROOKIE

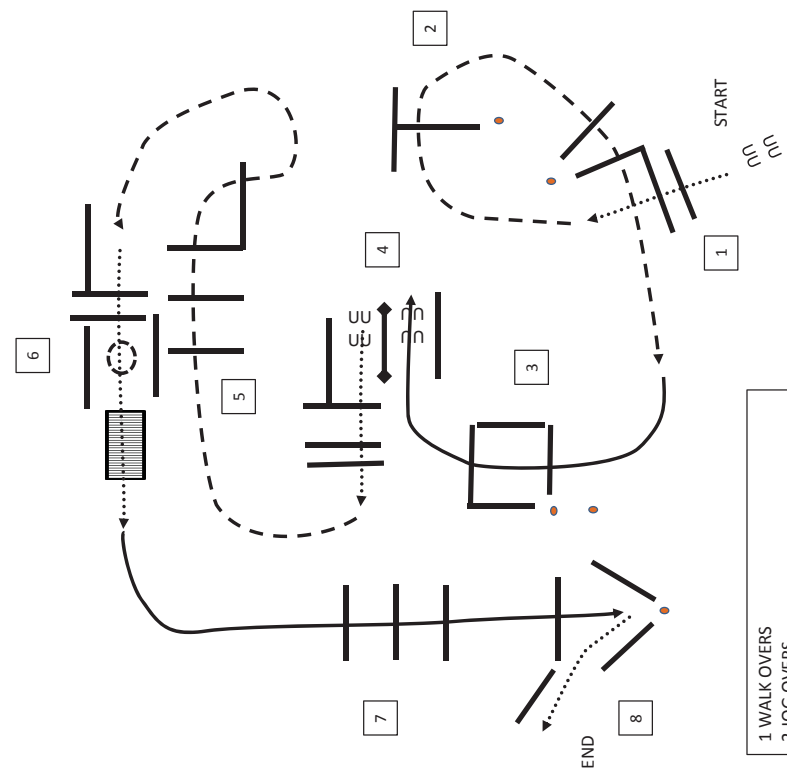


AnnDennisDesign 2016
ALL RIGHTS RESERVED

BAVARIAN SUMMER SHOW

FRIDAY / FREITAG 01.07.2016

#6380 VWB TRAIL ALL AGES OFFEN

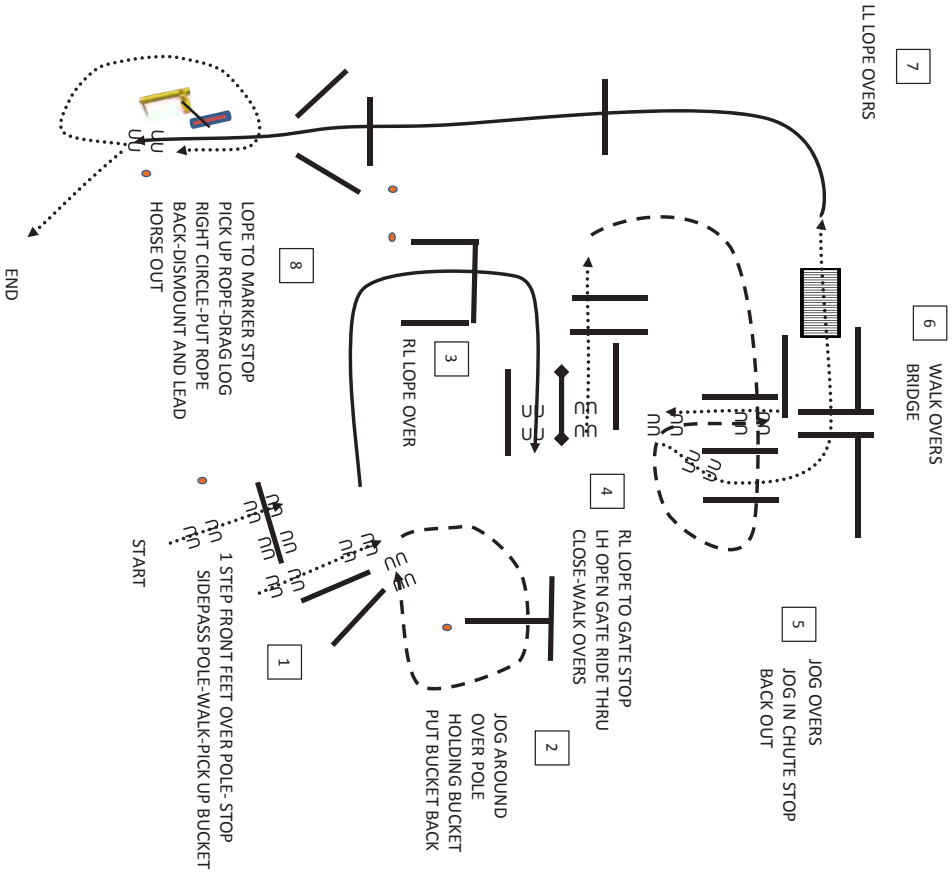


- 1 WALK OVERS
- 2 JOG OVERS
- 3 RL LOPE OVERS
- 4 RL LOPE TO GATE STOP - LH GATE OPEN RIDE THRU CLOSE - WALK OVERS
- 5 JOG OVERS
- 6 STOP OR BREAK TO A WALK - WALK OVERS 360 RT OR LEFT WALK OVER - BRIDGE
- 7 LL LOPE OVERS
- 8 LOPE IN STOP - BACK OUT END OF PATTERN

AnnDennis Design
2016



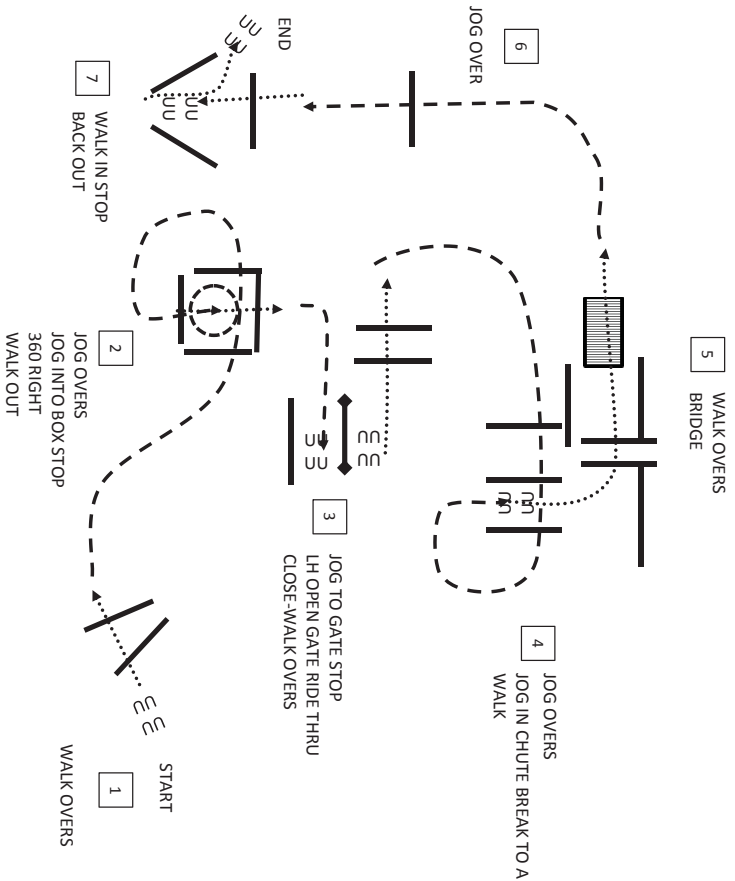
#6390 VWB RANCH TRAIL OFFEN



AnnDennis Design
2016

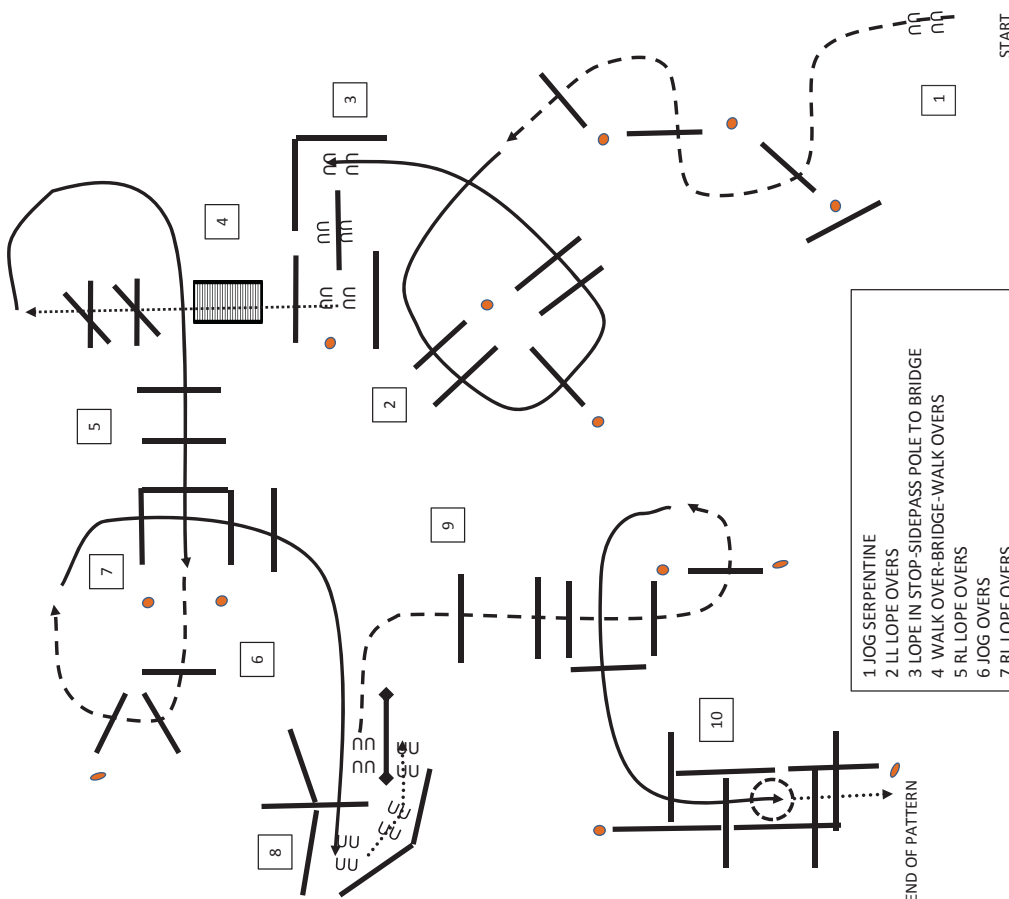


#6810 VWB TRAIL IN HAND OFFEN



AnnDennis Design
2016

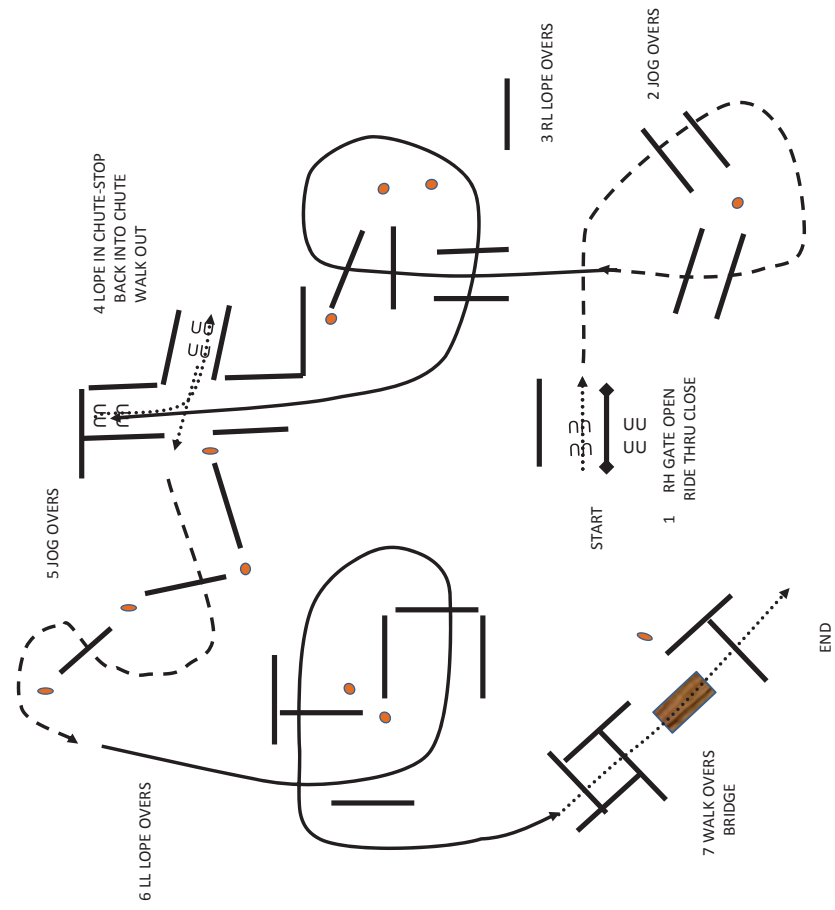




- 1 JOG SERPENTINE
- 2 LL LOPE OVERS
- 3 LOPE IN STOP-SIDEPASS POLE TO BRIDGE
- 4 WALK OVER-BRIDGE-WALK OVERS
- 5 RL LOPE OVERS
- 6 JOG OVERS
- 7 RL LOPE OVERS
- 8 LOPE IN STOP-BACK TO GATE-RH GATE OPEN RIDE THRU CLOSE-JOG OUT
- 9 JOG OVERS
- 10 LL LOPE THRU 2 BOXES- LOPE IN STOP-360 RT OR LEFT-WALK OVERS

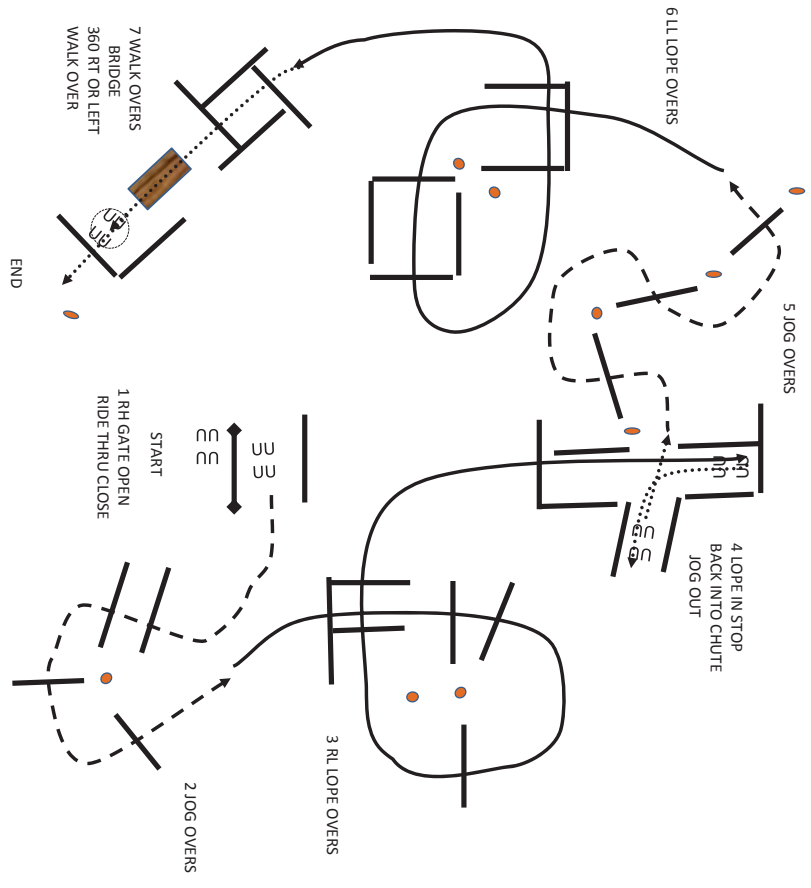
AnnDennis Design
2016

#9380 VWB EINSTEIGER TRAIL
#8387 VWB NOVICE JUGEND TRAIL

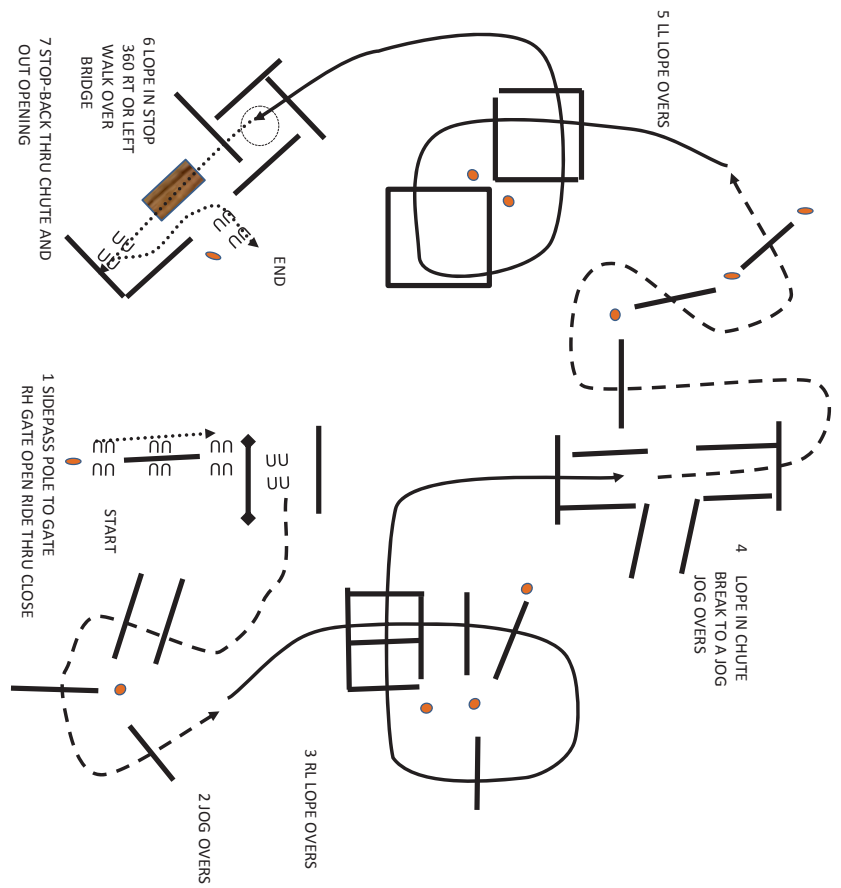


AnnDennis Design
2016

#8388 VMB JUGEND TRAIL
#7380 VMB AMATEUR TRAIL

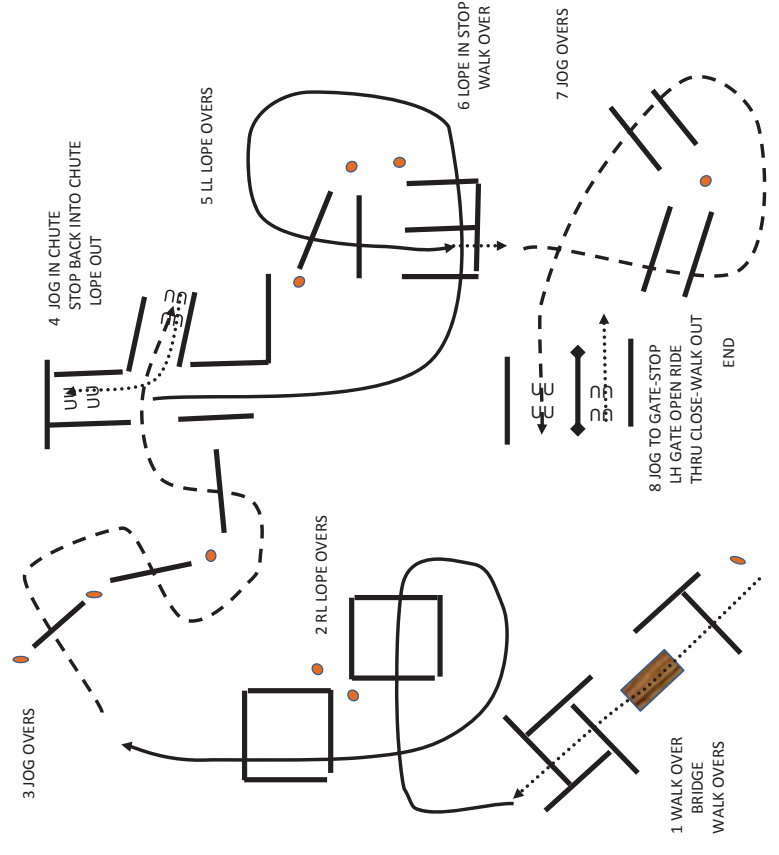


#1382 AQHA SENIOR HORSE TRAIL



BAVARIAN SUMMERSHOW SUNDAY / SONNTAG 03.07.2016

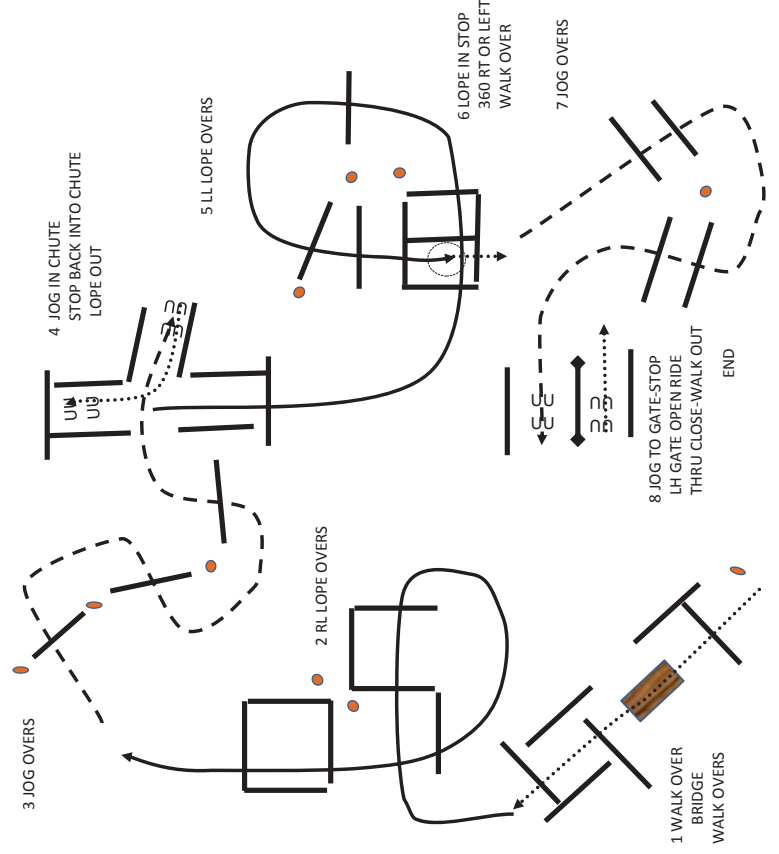
#3380 AQHA NOVICE AMATEUR TRAIL
#1381 AQHA JUNIOR HORSE TRAIL



AnnDennis Design
2016

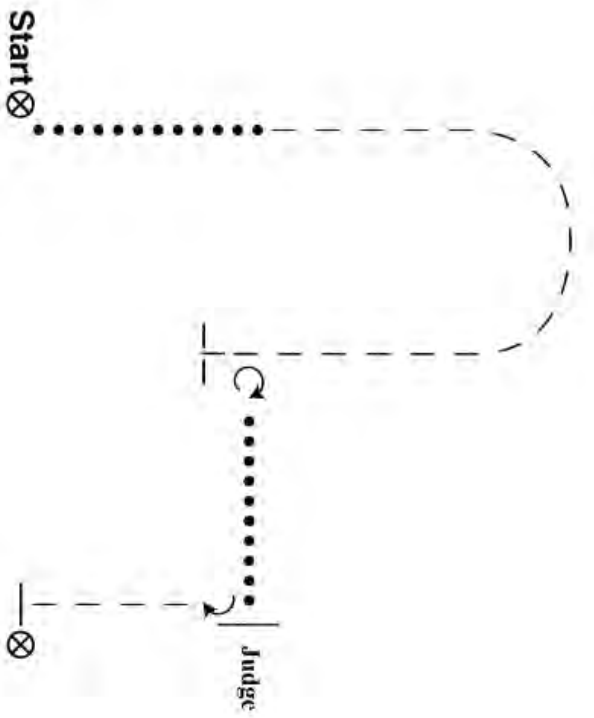
BAVARIAN SUMMERSHOW SUNDAY / SONNTAG 03.07.2016

#4380 AQHA YOUTH TRAIL



AnnDennis Design
2016

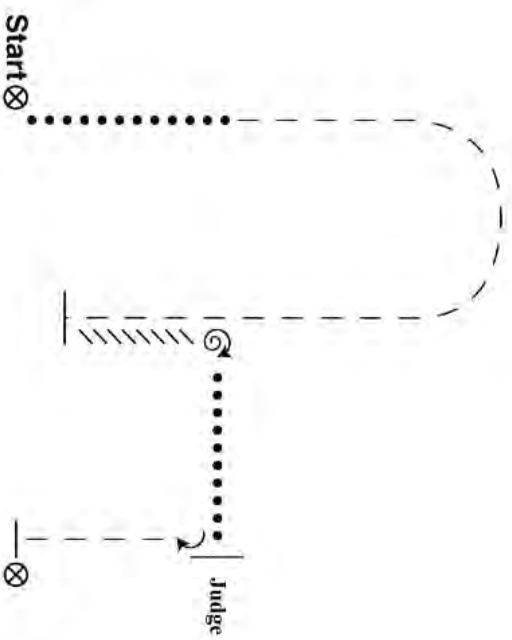
AQHA 1/2 3120 Novice Amateur Showmanship



1. Walk 1/2 of line.
2. Trot around end and down line.
3. Halt with horse's hip even with judge.
4. 3/4 turn (270°)
5. Walk to judge
6. Set up for inspection.
7. After inspection, 1/4 turn and trot to marker, halt.
8. Exit at a walk or trot.

NOTE: The drawn description of this pattern is only intended for the general depictions of the pattern. Contestants should utilize the arena space to best exhibit their horses.

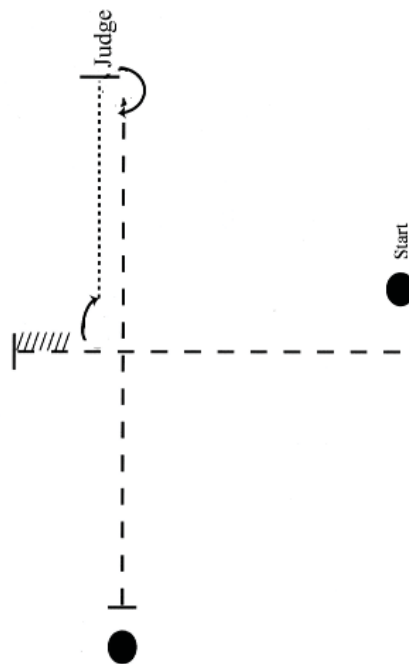
AQHA 1/2 2128 Select Amateur Showmanship
AQHA 1/2 2120 Amateur Showmanship



1. Walk 1/2 of line.
2. Trot around end and down line.
3. Halt and back.
4. 1 3/4 turn.
5. Walk to judge
6. Set up for inspection.
7. After inspection, 1/4 turn and trot to marker, halt.
8. Exit at a walk or trot.

NOTE: The drawn description of this pattern is only intended for the general depictions of the pattern. Contestants should utilize the arena space to best exhibit their horses.

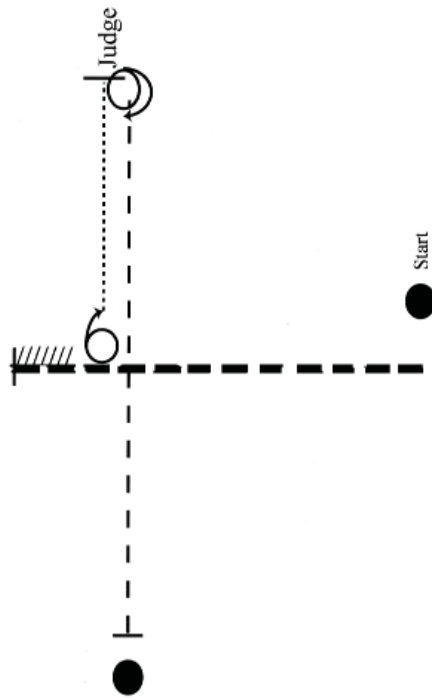
AQHA 3/4 4120 Youth Showmanship
 AQHA 3/4 3120 Novice Amateur Showmanship



1. Trot past Judge, Stop.
2. Back and execute 1/4 turn.
3. Walk to judge, Set up for inspection.
4. Perform 1/2 (180°) turn and trot to cone.
5. Stop and set up.
6. Exit at a walk or trot.

NOTE: The drawn description of this pattern is only intended for the general depictions of the pattern. Contestants should utilize the arena space to best exhibit their horses.

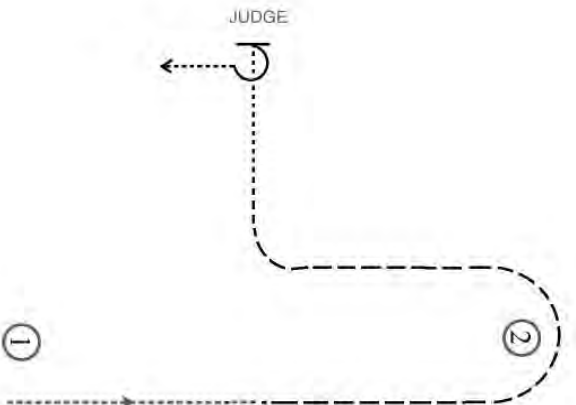
AQHA 3/4 2120 Amateur Showmanship



1. Extended trot past judge and stop.
2. Back and execute a 1 1/4 turn.
3. Walk to judge, set up for inspection.
4. Perform a 1 1/2 turn and trot to cone, stop and set up.
5. At judge's signal exit at a walk or trot.

NOTE: The drawn description of this pattern is only intended for the general depictions of the pattern. Contestants should utilize the arena space to best exhibit their horses.

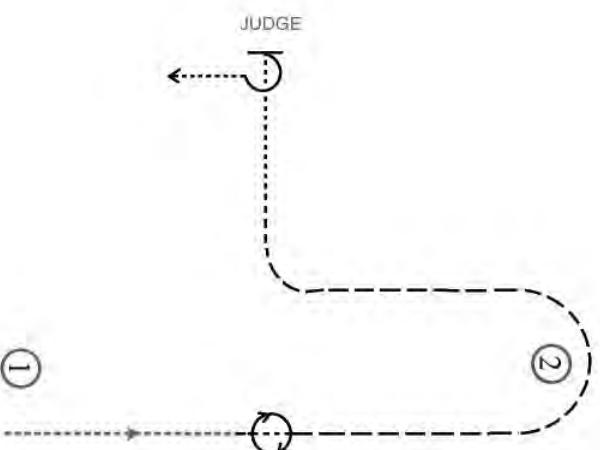
VWB 8127 Novice Jugend Showmanship



1. Be ready at marker 1, walk halfway to marker 2, trot past and around marker 2 as drawn.
2. Continue trotting and complete the rounded corner turn at a trot.
3. Walk to judge, stop and set up for inspection.
4. After inspection, execute a 3/4 (270°) turn and exit pattern at a walk.

NOTE: The drawn description of this pattern is only intended for the general depictions of the pattern. Contestants should utilize the arena space to best exhibit their horses.

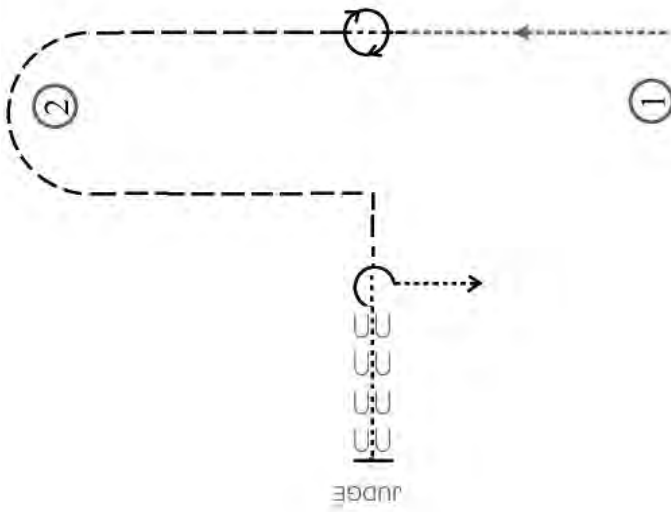
VWB 8128 Jugend Showmanship VWB 9120 Einsteiger Showmanship



1. Be ready at marker 1, walk until even with the judge.
2. Stop and execute a 360° turn.
3. Trot past and around marker 2 until even with the judge.
4. Complete the rounded corner turn at a trot and walk to the judge.
5. Set up for inspection.
6. After inspection execute a 3/4 (270°) turn and exit at a walk or trot.

NOTE: The drawn description of this pattern is only intended for the general depictions of the pattern. Contestants should utilize the arena space to best exhibit their horses.

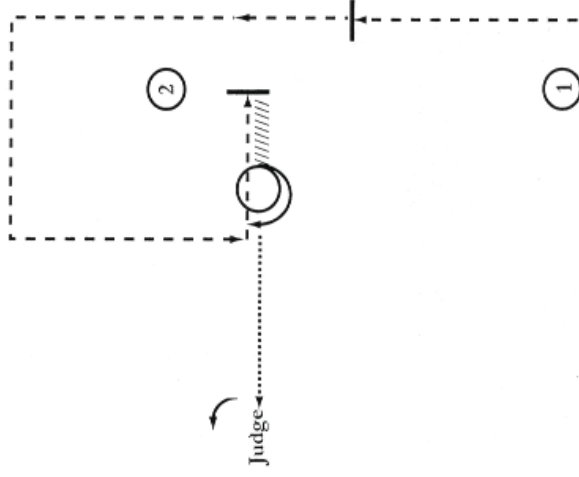
VWB 7120 Amateur Showmanship



1. Be ready at marker 1, walk until even with the judge.
2. Stop and execute a 360° turn.
3. Trot past and around marker 2 until even with the judge.
4. Complete the corner turn at a trot and walk to the judge.
5. Set up for inspection.
6. After inspection, back 2 horse lengths and execute a 3/4 (270°) turn and exit at a walk or trot.

NOTE: The drawn description of this pattern is only intended for the general depictions of the pattern. Contestants should utilize the arena space to best exhibit their horses.

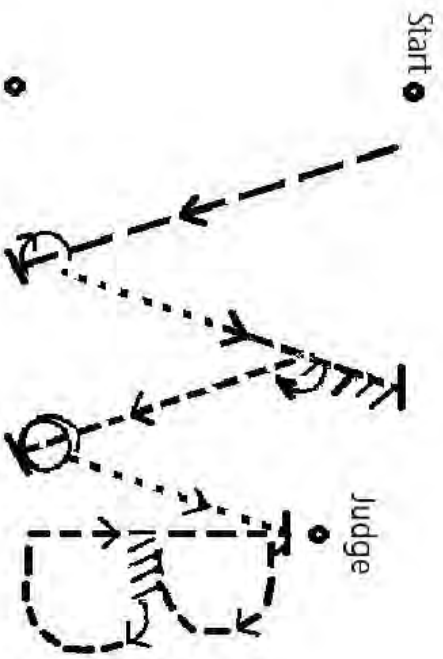
VWB 6120 Offen Showmanship



1. Be ready at marker 1, trot halfway to marker 2 and stop, resume trot to and around marker 2 completing rectangle as shown.
2. Stop even with 2 and back one horse length.
3. Perform a 1 1/2 turn to the right and walk to the judge and set up for inspection.

NOTE: The drawn description of this pattern is only intended for the general depictions of the pattern. Contestants should utilize the arena space to best exhibit their horses.

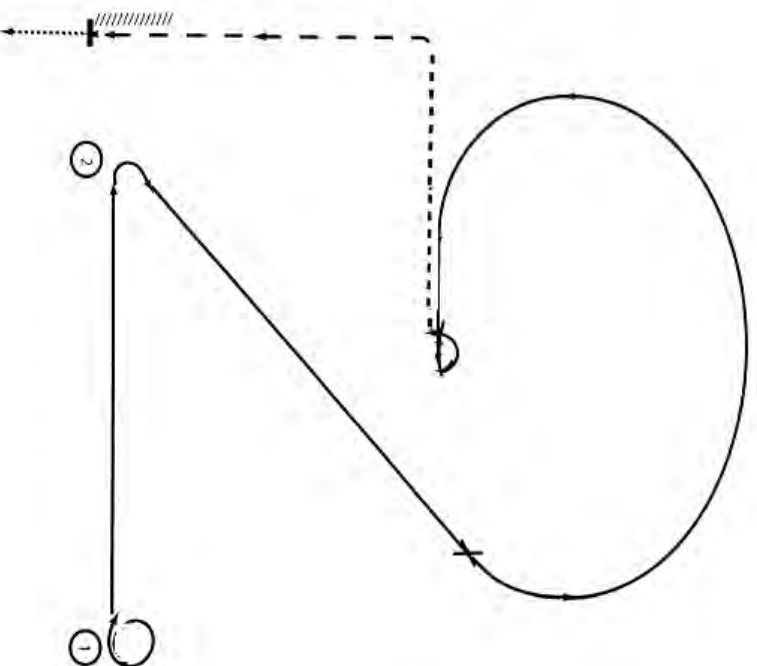
VWB Bavarian Golden Series
Showmanship Final



1. Start pattern at 1st marker and perform an extended trot at a diagonal until even with 2nd marker.
2. Stop and set up. At judge's signal, perform a turn as drawn (approximately 215°) and walk half way then trot half way until even with 1st marker.
3. Stop and back 2 horse lengths, turn as drawn (approximately 145°) and trot a diagonal until even with the 2nd marker.
4. Stop and perform 2 turn as diagrammed (a 360°) and a 2nd turn of approximately 215°) and wal to judge.
5. Stop and perform a 90° and trot a semi-circle as directed. Stop when even with the judge and back one horse's length. Perform 180° turn and trot as directed making a 90° corner turn and continuing trotting to the judge.
6. Stop and set up for inspection. At Judge's signal make a 90° turn and exit arena.

NOTE: The drawn description of this pattern is only intended for the general depictions of the pattern. Contestants should utilize the arena space to best exhibit their horses.

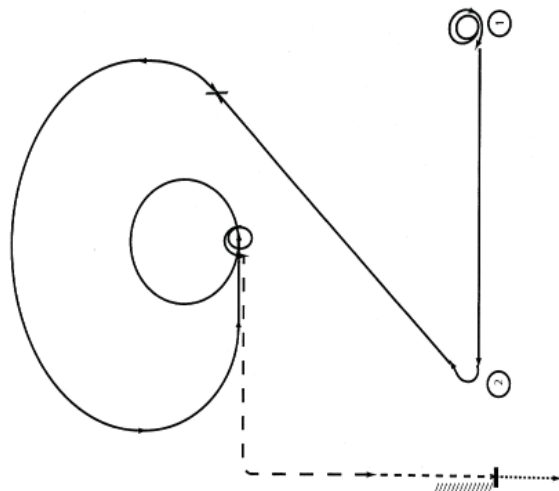
AQHA 1/2 3400 Novice Amateur Horsemanship



1. Start at marker 1 facing marker 2. Execute one turn to the right.
2. Lope on right lead to marker 2 and lope diagonally across the arena.
3. Change leads (simple or flying) and lopa a large circle.
4. In the middle, stop and execute a 1/2 (180°) turn to the left.
5. Jog across the arena making a square corner towards marker 2.
6. Extended jog to marker 2.
7. Stop and back 10 feet (3m).
8. Exit arena at a walk.

NOTE: The drawn description of this pattern is only intended for the general depictions of the pattern. Contestants should utilize the arena space to best exhibit their horses.

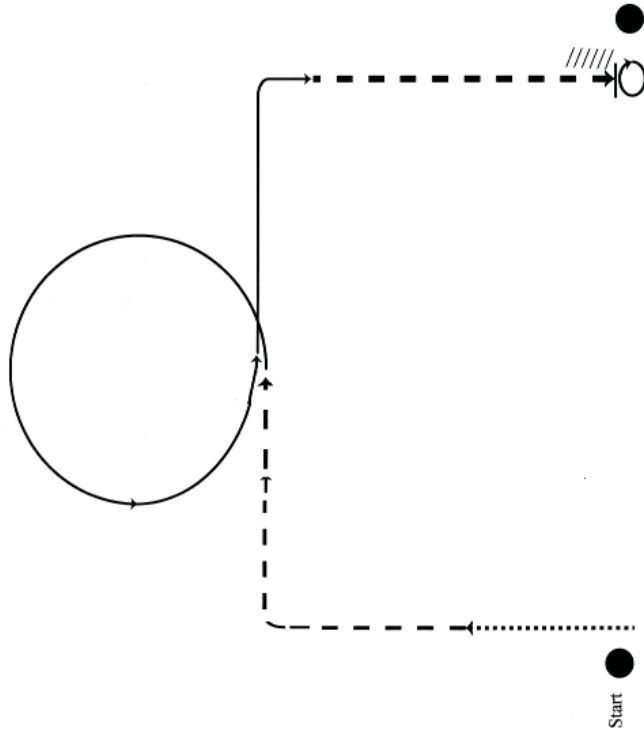
AQHA 1/2 2400 Amateur Horsemanship
 AQHA 1/2 2408 Select Amateur Horsemanship



1. Start at marker one facing cone two.
2. Execute 2 turns to the right.
3. Lope on the right lead to marker two and lope diagonally across the arena.
4. Change leads and lope a large circle with an increase in speed.
5. Lope a small, slower circle.
6. In the middle, stop and execute 1 1/2 turns to the left.
7. Extended jog across the arena making a square corner towards marker two.
8. Continue extended jog half-way to marker two.
9. Jog to marker two.
10. Stop and back 10 feet (3m).
11. Exit arena at a walk.

NOTE: The drawn description of this pattern is only intended for the general depictions of the pattern. Contestants should utilize the arena space to best exhibit their horses.

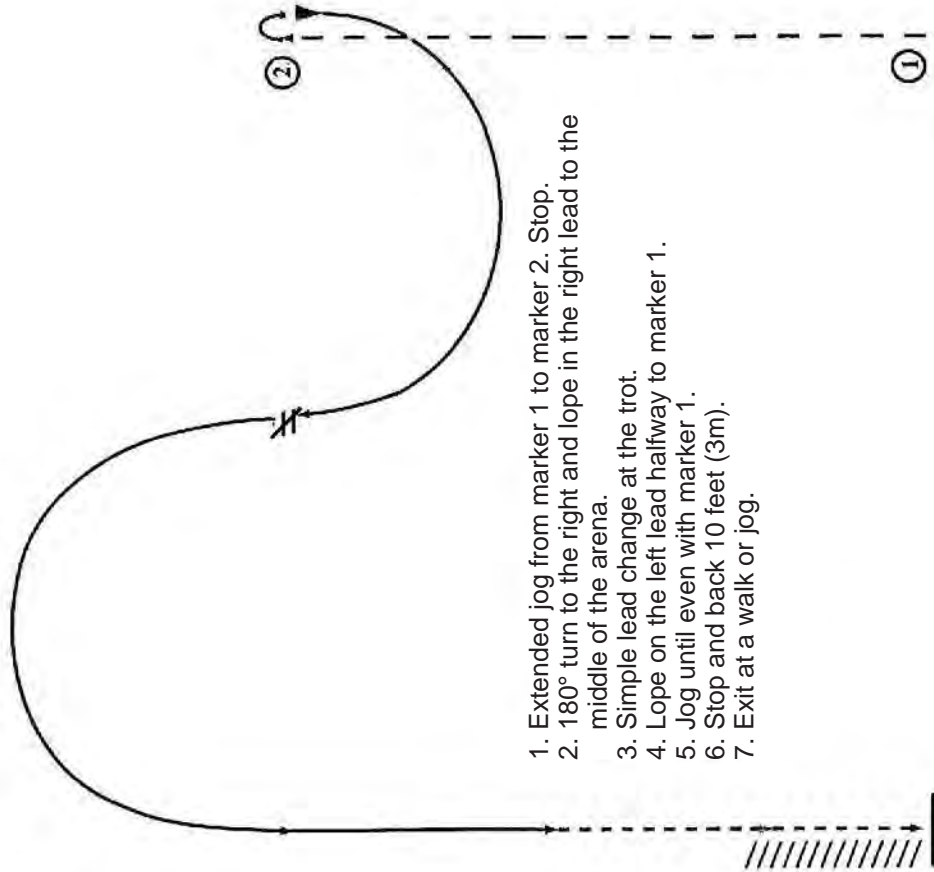
AQHA 3/4 3400 Rookie Horsemanship



1. Walk approximately 20 feet (6m), jog the corner and to the center of the pattern.
2. Lope on the left lead and lope a cadenced circle.
3. Lope around corner before transitioning to the extended trot.
4. Stop, execute a 360° turn to the right. Back 10 feet (3m).
5. Exit at a walk or jog.

NOTE: The drawn description of this pattern is only intended for the general depictions of the pattern. Contestants should utilize the arena space to best exhibit their horses.

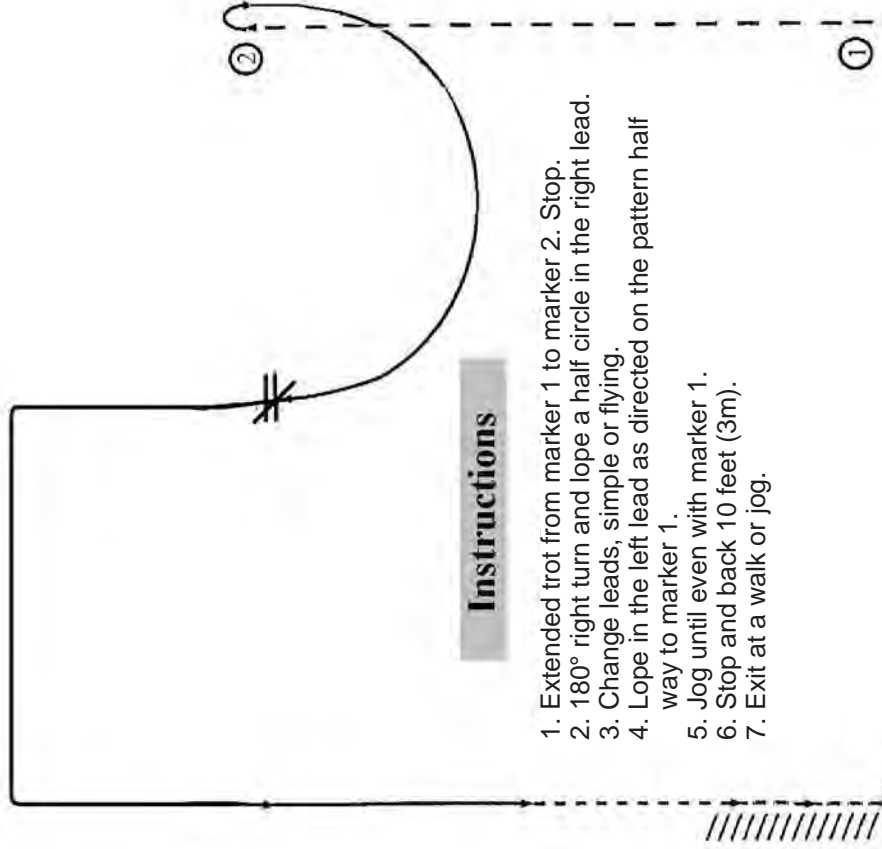
VWB 8407 Novice Jugend Horsemanship



1. Extended jog from marker 1 to marker 2. Stop.
2. 180° turn to the right and lope in the right lead to the middle of the arena.
3. Simple lead change at the trot.
4. Lope on the left lead halfway to marker 1.
5. Jog until even with marker 1.
6. Stop and back 10 feet (3m).
7. Exit at a walk or jog.

NOTE: The drawn description of this pattern is only intended for the general depictions of the pattern. Contestants should utilize the arena space to best exhibit their horses.

VWB 8408 Jugend Horsemanship
VWB 9400 Einsteiger Horsemanship



Instructions

1. Extended trot from marker 1 to marker 2. Stop.
2. 180° right turn and lope a half circle in the right lead.
3. Change leads, simple or flying.
4. Lope in the left lead as directed on the pattern half way to marker 1.
5. Jog until even with marker 1.
6. Stop and back 10 feet (3m).
7. Exit at a walk or jog.

NOTE: The drawn description of this pattern is only intended for the general depictions of the pattern. Contestants should utilize the arena space to best exhibit their horses.



Welcome!

BAVARIAN SUMMER SHOW 2016

WESTERNREITEN IN KREUTH

Wir begrüßen Sie herzlich auf Gut Matheshof zur BAVARIAN SUMMER SHOW 2016 in "Europe's premier horse show facility".

Für das leibliche Wohl und die richtige Stärkung vor und nach der Jagd auf Scores sorgt die Kreuther Stub'n im Waldhotel.

Zum kurzen Relaxen während des Turniertages - sowie "to party all night" - lädt die Arena Bar über der Meldestelle ein.

Auf die Schnelle oder einfach zwischendurch verwöhnen das Selbstbedienungsrestaurant im Turm der Ostbayernhalle Snack Points, sowie das BOX 2 GO-Restaurant direkt neben dem Eingang zur Meldestelle.

Auch für die Pferde ist bestens gesorgt: Futtermittelverkauf täglich von 14 bis 14.30 Uhr in den Katakomben unter Stall C zwischen der Schmiede und den Longierzirkeln.

In der großen Shopping-Area ist von Markenkleidung über Reitsport-Equipment und Stickereien bis hin zum Indianerschmuck Alles für Turnier und Freizeit geboten.

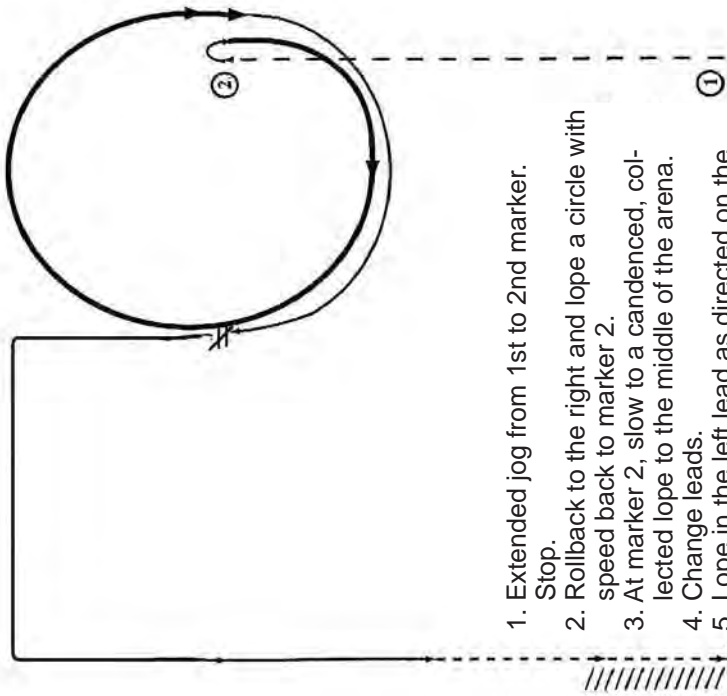
Viel Erfolg und einen schönen Aufenthalt wünscht

Ihr Gut Matheshof-Team



Reitsport

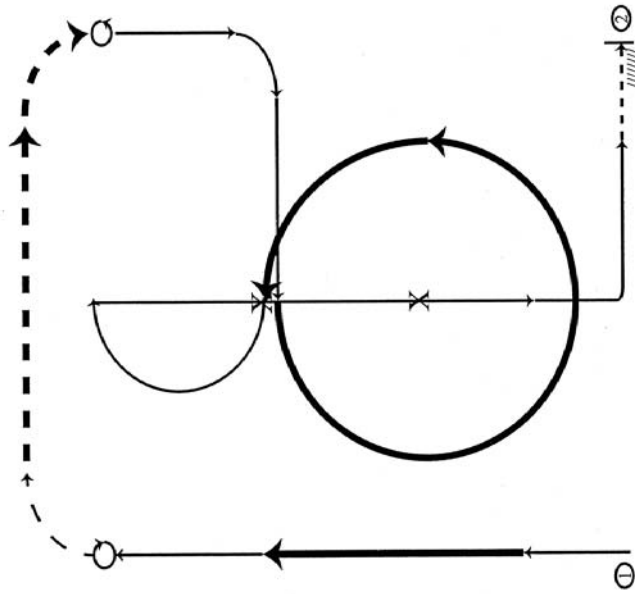
VWB 7400 Amateur Horsemanship



1. Extended jog from 1st to 2nd marker. Stop.
2. Rollback to the right and lope a circle with speed back to marker 2.
3. At marker 2, slow to a candenced, collected lope to the middle of the arena.
4. Change leads.
5. Lope in the left lead as directed on the pattern until half way to the 1st marker.
6. Slow to a jog and jog until even with 1st marker.
7. Stop and back 10 feet (3m).
8. Exit at a walk or jog.

NOTE: The drawn description of this pattern is only intended for the general depictions of the pattern. Contestants should utilize the arena space to best exhibit their horses.

VWB Bavarian Golden Series Horsemanship Final



1. On the right lead, lope 1/4 of the line, extend the lope for 1/2 of the line and collect to the lope for the last 1/4 of the line.
2. Stop. 360° turn to the right.
3. Jog 1/4 of the end and extend the jog for 3/4 of the end.
4. Stop and execute a 360° turn to the left.
5. Counter-canter to the center of the arena.
6. Lope a left circle with speed.
7. Change leads and lope 1/2 of a smaller circle to the right.
8. Ride a corner and continue loping down the middle of the pattern.
9. Change leads in the middle of the large circle.
10. Ride a corner to the left.
11. Transition to the walk and walk to the cone, stop and back. Exit at a walk or jog.

NOTE: The drawn description of this pattern is only intended for the general depictions of the pattern. Contestants should utilize the arena space to best exhibit their horses.

Die VWB - Bayerns größter Westernreitverein

Die Vereinigung der Westernreiter in Bayern e.V. wurde am 20.06.1982 gegründet. Heute - 34 Jahre später - ist mit über 1200 Mitgliedern aus der anfänglich kleinen Interessengemeinschaft der größte bayerische rasseoffene Westernreitverein geworden.

Es gibt viele Gründe bei uns Mitglied zu werden:

Günstige Kurse

Die VWB veranstaltet für ihre Mitglieder jährlich eine große Anzahl von Kursen, die von Profifreitainern aus dem In- und Ausland abgehalten werden. Das Angebot umfasst sowohl Einsteiger- als auch Fortgeschrittenen-Kurse. Neben den allgemeinen Grundlagenkursen werden auch Spezialkurse für verschiedene Turnierdisziplinen angeboten.

Turniere jeder Größenordnung

Die VWB veranstaltet jährlich drei große Turniere, die mit teilweise 300-450 Pferden europaweit zu den bestbesuchten Westernturnieren zählen. Neben den großen Turnieren unterstützen wir Mitglieder, die kleinere Turniere organisieren, so dass den VWB-Mitgliedern eine breite Palette von jährlich 10-15 Turnieren zur Verfügung steht, an denen sie teilnehmen können.

Rasseoffen

In VWB-Klassen und auf VWB-Veranstaltungen kann jedes Pferd starten, wir sind offen für alle Rassen und auch für Pferde ohne Abstammungsnachweis.

Jugendarbeit

Kostengünstige Kurse und das sog. JuTu bilden die Grundlage unseres Jugendprogramms. Das JuTu ist unser Jugendturnier bei dem nur jugendliche Turnierneulinge starten dürfen. Auf den großen Turnieren werden die Jugendklassen in Einsteiger (Novice Jugend) und fortgeschrittene Jugendklassen unterteilt, so dass jeder Jugendliche entsprechend seinem Leistungsniveau reiten kann. Darüber hinaus bezuschusst die VWB die Turnierboxen der Jugendlichen mit je 50 Euro pro Kat I -Turnier.

Quarter Horse Journal inklusive

Unsere Vollmitglieder erhalten monatlich neueste Informationen über das Westernreiten durch unsere Mitgliederzeitschrift ‚Quarter Horse Journal‘. Das QH-Journal beschäftigt sich neben der aktuellen Sportberichterstattung mit allen Themen rund ums Western- und Freizeitreiten, Zucht, Haltung und Lifestyle.

www.westernreiten-online.de

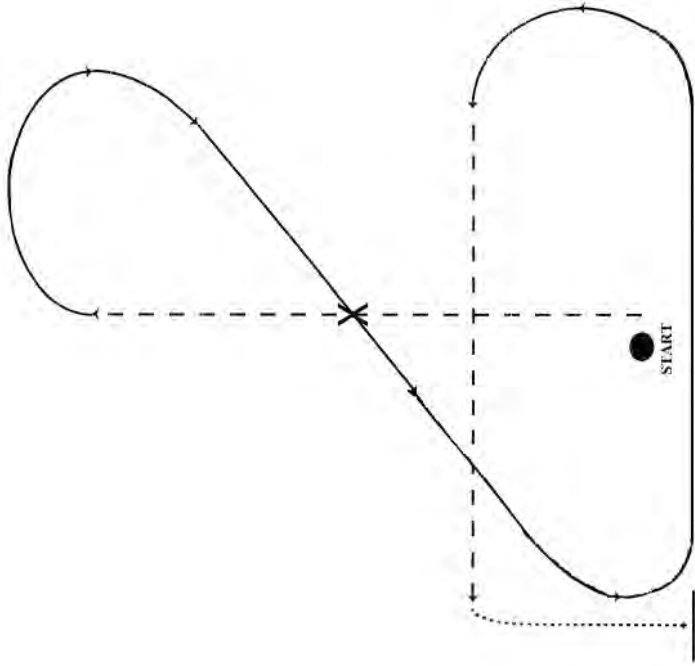
Darüber hinaus bietet die VWB auf ihrer Internetseite (www.westernreiten-online.de) aktuelle Informationen über Turniere, Kurse und andere News.

Weitere Infos und Anträge gibt's bei der VWB-Geschäftsstelle

Sonja Hahn, Reitler Weg 2, 84326 Taufkirchen

Tel: 08727-910340, Fax: 08727-910341, e-mail: office@westernreiten-online.de

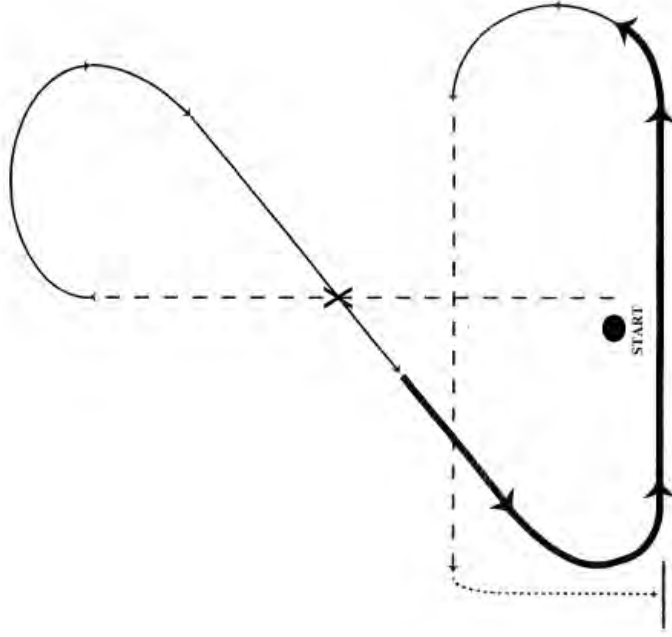
AQHA 1/2 3520 Novice Amateur Hunt Seat Equitation



1. Posting trot, left diagonal.
2. Collected canter, right lead. Change leads (simple or flying).
3. Collected canter, left lead.
4. Posting trot, right diagonal.
5. Sitting trot. Halt.

NOTE: The drawn description of this pattern is only intended for the general depictions of the pattern. Contestants should utilize the arena space to best exhibit their horses.

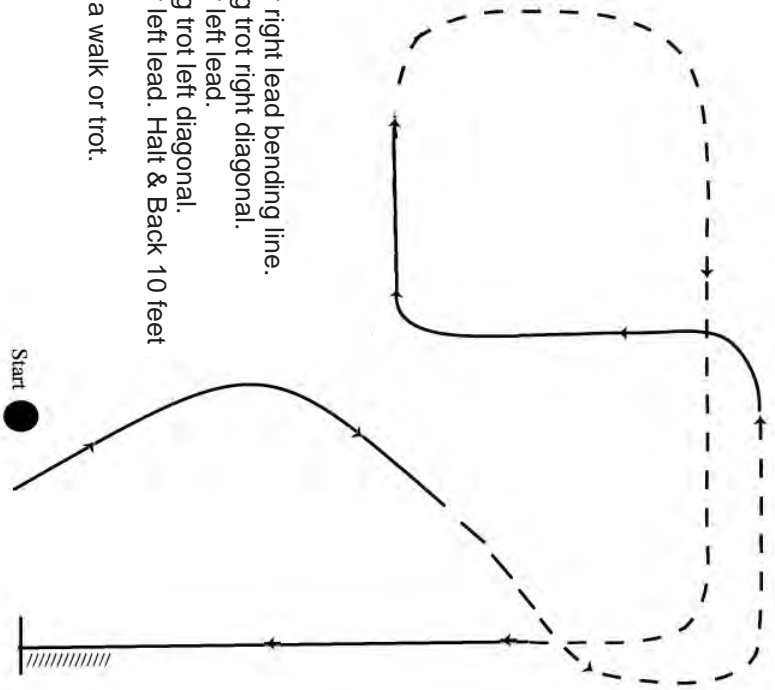
AQHA 1/2 2528 Select Amateur Hunt Seat Equitation
AQHA 1/2 2520 Amateur Hunt Seat Equitation



1. Posting trot, right diagonal. At "X" change diagonals.
2. Collected canter, right lead. Change leads (simple or flying).
3. Gradually increase to a hand gallop before collecting back to a canter.
4. Posting trot, right diagonal.
5. Sitting trot. Halt.

NOTE: The drawn description of this pattern is only intended for the general depictions of the pattern. Contestants should utilize the arena space to best exhibit their horses.

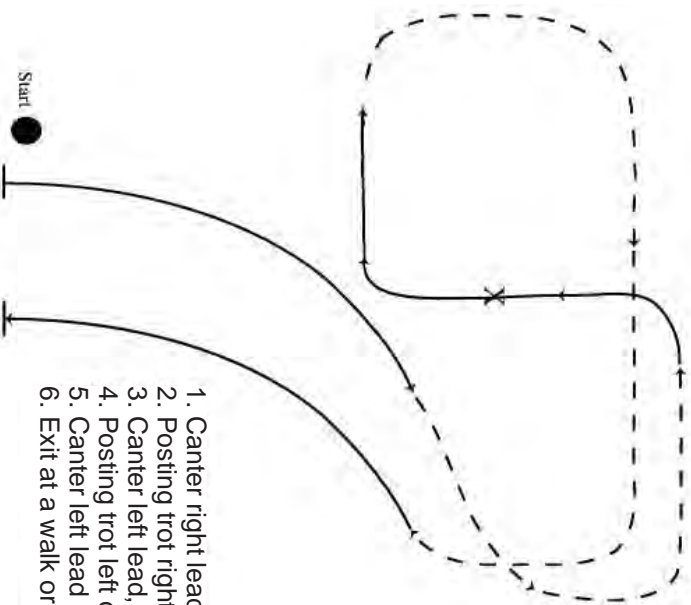
AQHA 3/4 4520 Youth Hunt Seat Equitation
 AQHA 3/4 3520 Novice Amateur Hunt Seat Equitation



1. Canter right lead bending line.
2. Posting trot right diagonal.
3. Canter left lead.
4. Posting trot left diagonal.
5. Canter left lead. Halt & Back 10 feet (3m).
6. Exit at a walk or trot.

NOTE: The drawn description of this pattern is only intended for the general depictions of the pattern. Contestants should utilize the arena space to best exhibit their horses.

AQHA 3/4 2520 Amateur Hunt Seat Equitation



1. Canter right lead bending line.
2. Posting trot right diagonal.
3. Canter left lead, change leads at X.
4. Posting trot left diagonal.
5. Canter left lead bending line. Halt.
6. Exit at a walk or trot.

NOTE: The drawn description of this pattern is only intended for the general depictions of the pattern. Contestants should utilize the arena space to best exhibit their horses.